




POLYUS

We know the worth of gold

Polyus Gold

UBS

Moscow, 22 October 2009





Cautionary Statements

The information contained herein has been prepared using information available to Polyus Gold Group at the time of preparation of the presentation. External or other factors may have impacted on the business of the Polyus Gold Group and the content of this presentation, since its preparation. In addition all relevant information about Polyus Gold Group may not be included in this presentation. No representation or warranty, expressed or implied, is made as to the accuracy, completeness or reliability of the information.

Any forward looking information herein has been prepared on the basis of a number of assumptions which may prove to be incorrect. Forward looking statements, by the nature, involve risk and uncertainty and Polyus Gold Group cautions that actual results may differ materially from those expressed or implied in such statements.

Nothing herein should be construed as either an offer to sell or a solicitation of an offer to buy or sell securities in any jurisdiction.



Why Polyus?

International company

Growth leader

Strong margins

Low costs

No debt

No hedge

Favorable market



No 1 in Russia
and
one of the best
positioned
gold miners
globally

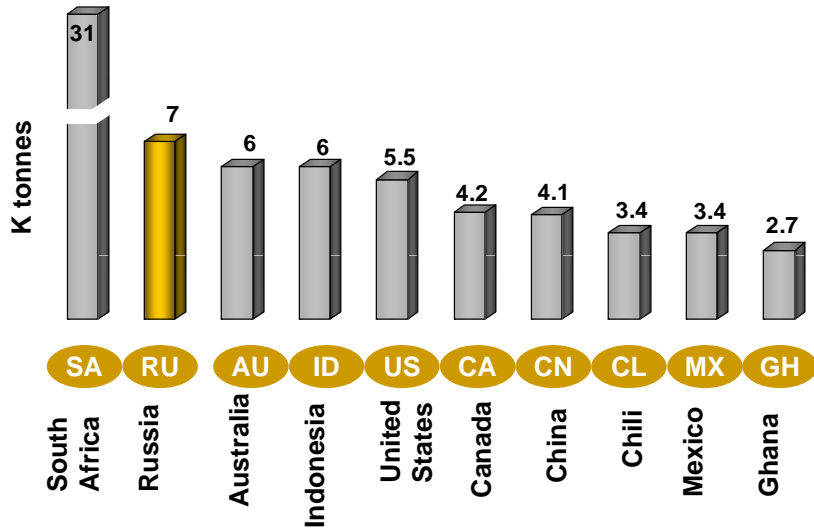
Polyus Gold key facts and operations

	2008	1H2009
■ Gold sales, \$M	1,062	442
■ Gold production, M OZ	1.2	0.4
■ TCC, \$/OZ	392	361
■ EBITDA, \$M	436	218
■ EBITDA margin, %	41	48
■ JORC 2P, M OZ	74.1	74.1
■ Hedge free, Debt free		

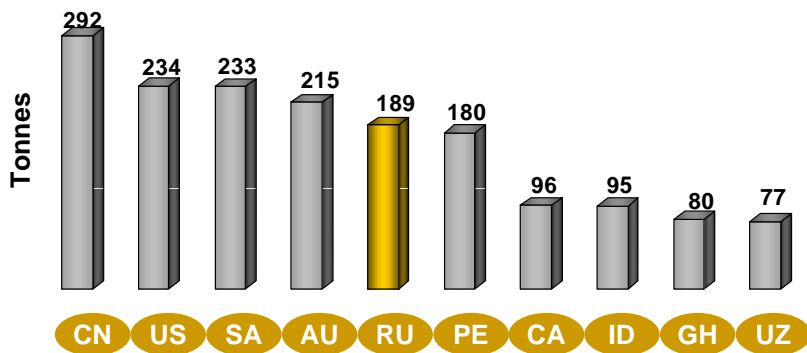


World's champion in long-term 2P growth

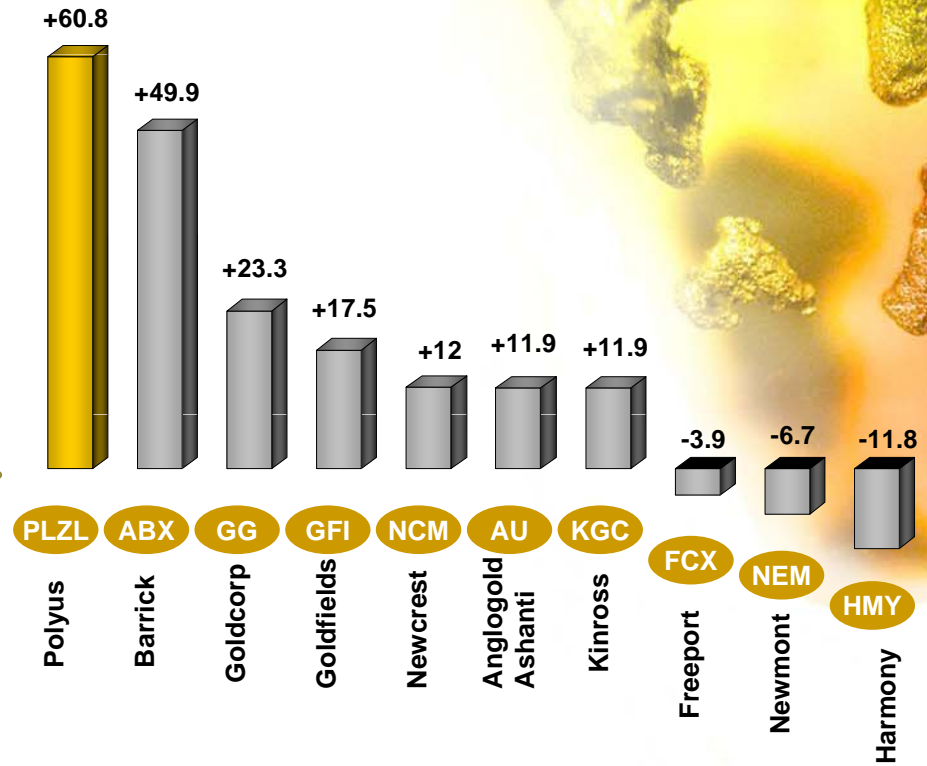
Top-10 countries, reserve base*



Top-10 countries, production*



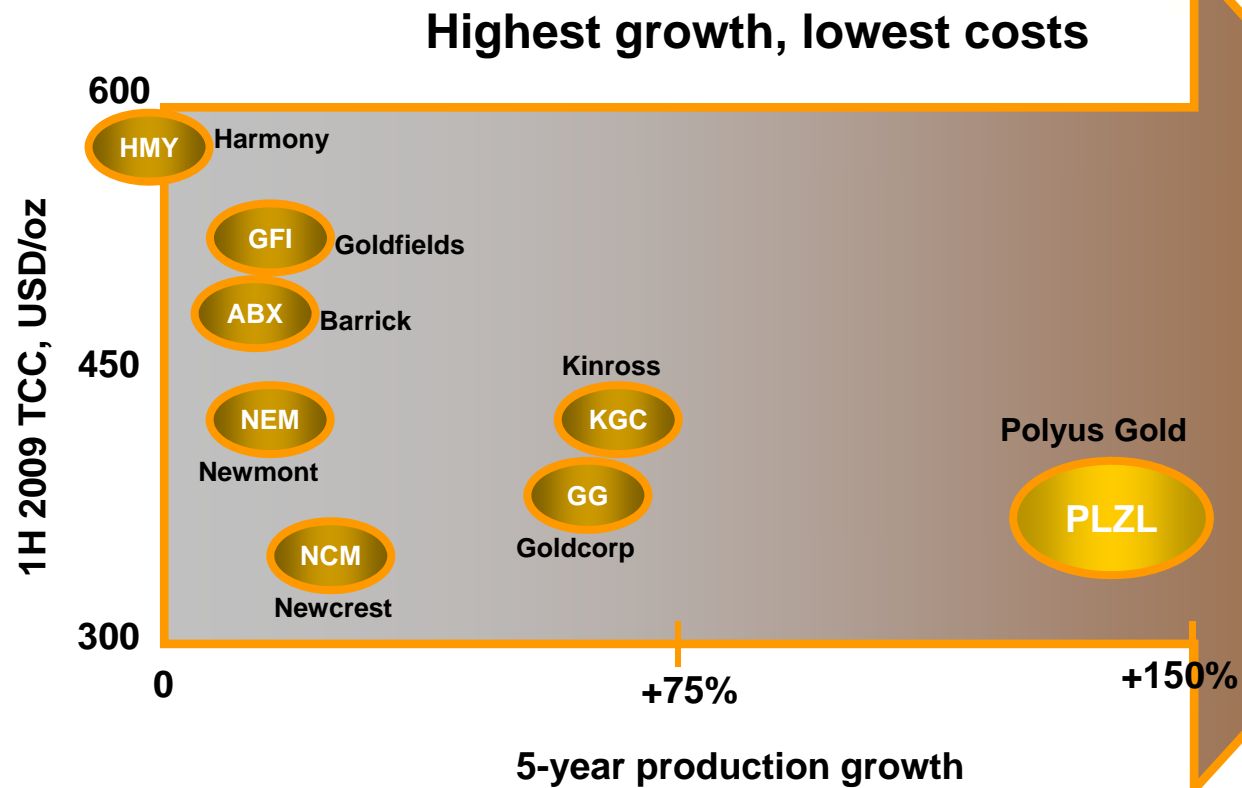
2005- 2009 2P additions, m oz**



- +60.8 of 2P in 3 years
- Finding cost: < \$1 per ounce

*Sources: U.S. Geological Survey, GFMS

**Sources: companies' web-sites





POLYUS

We know the worth of gold

Recent developments: KazakhGold acquisition

Partial offer completed

- 50.1% acquired for \$256M (\$191M cash + 0.9% PLZL shares)
- Complex and novel transaction;
- Offer value decreased three times since the start of negotiations.

Deal favorable conditions

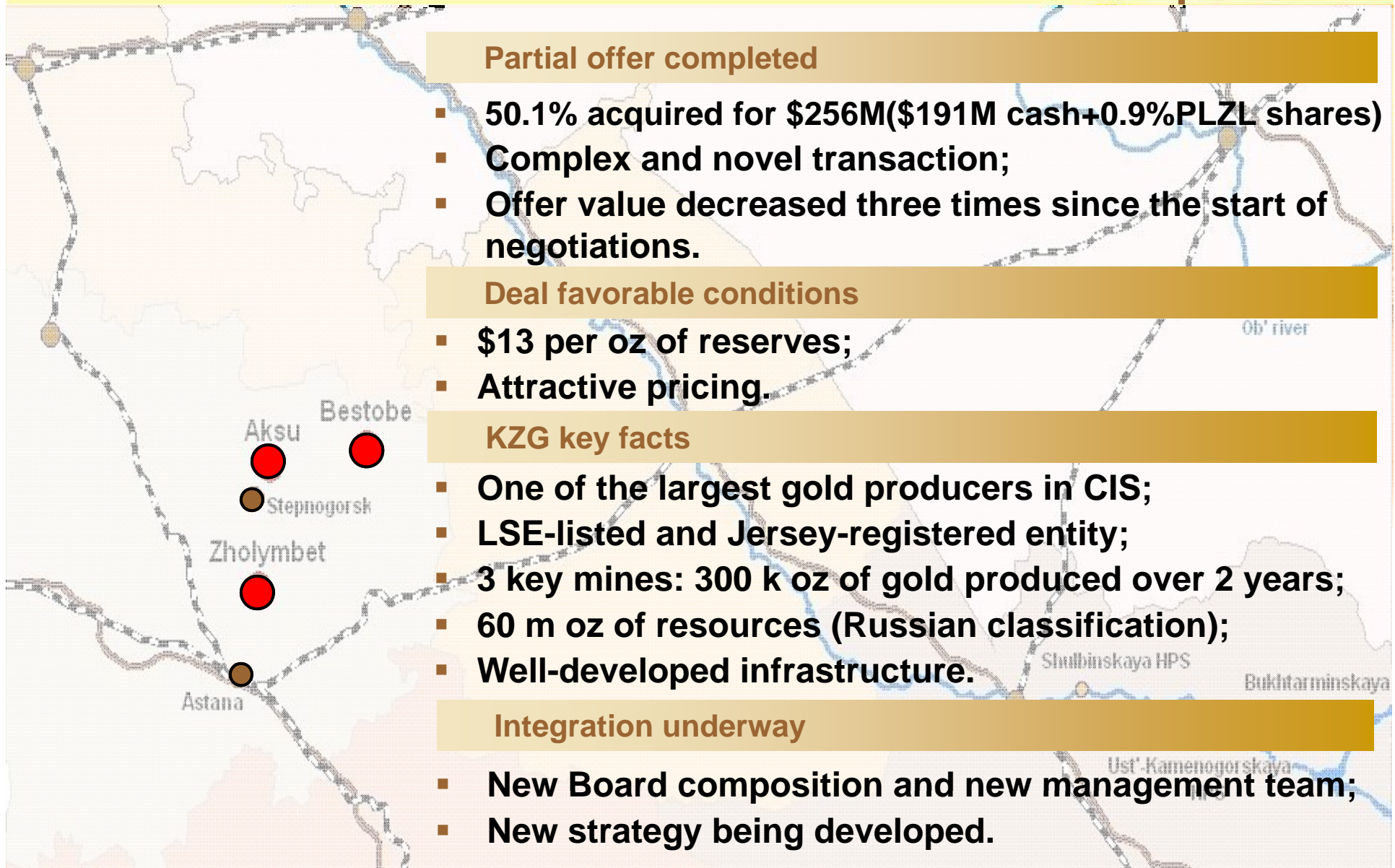
- \$13 per oz of reserves;
- Attractive pricing.

KZG key facts

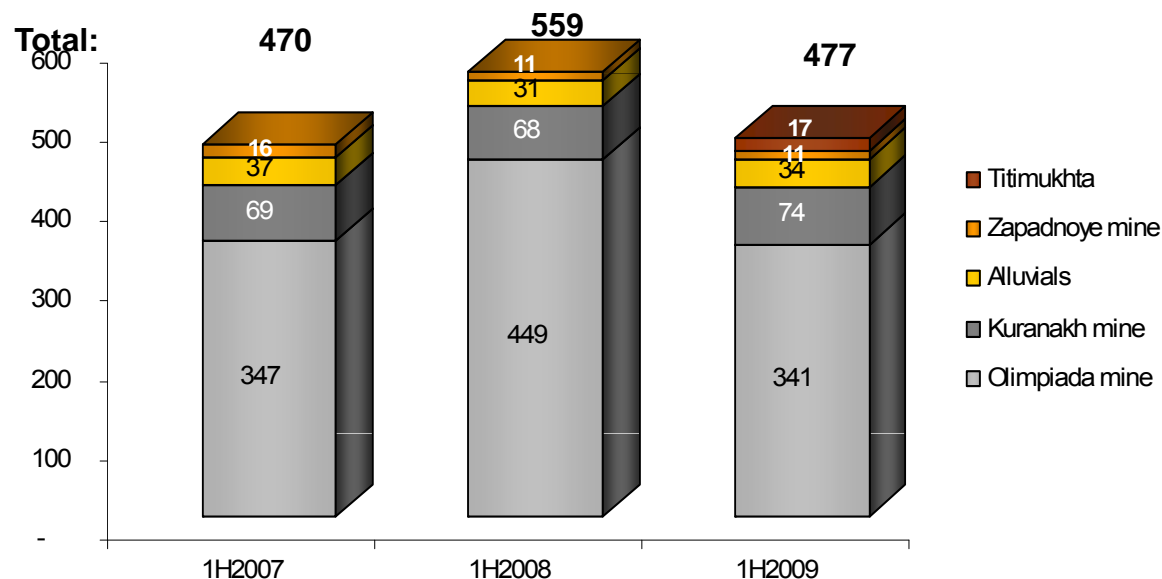
- One of the largest gold producers in CIS;
- LSE-listed and Jersey-registered entity;
- 3 key mines: 300 k oz of gold produced over 2 years;
- 60 m oz of resources (Russian classification);
- Well-developed infrastructure.

Integration underway

- New Board composition and new management team;
- New strategy being developed.



Gold production, k oz



In the first half of 2009 the Polyus Group produced and sold **477 k oz** of refined gold.

The major factors influencing 1H2009 operating results:

Olimpiada mine:

- 40 k oz of Dore gold (the metal before refining) were delivered to the refining plant, but were not refined in the reporting period;
- Completed switch to processing of sulfide ores, which have a lower grade, compared to the oxide ores;
- Mill-2 was closed to perform regular maintenance works.
- Processing of stock-piled ore (with different qualities compared to the ore from the pit)

Alluvials:

- Increase in volumes of sands washed.

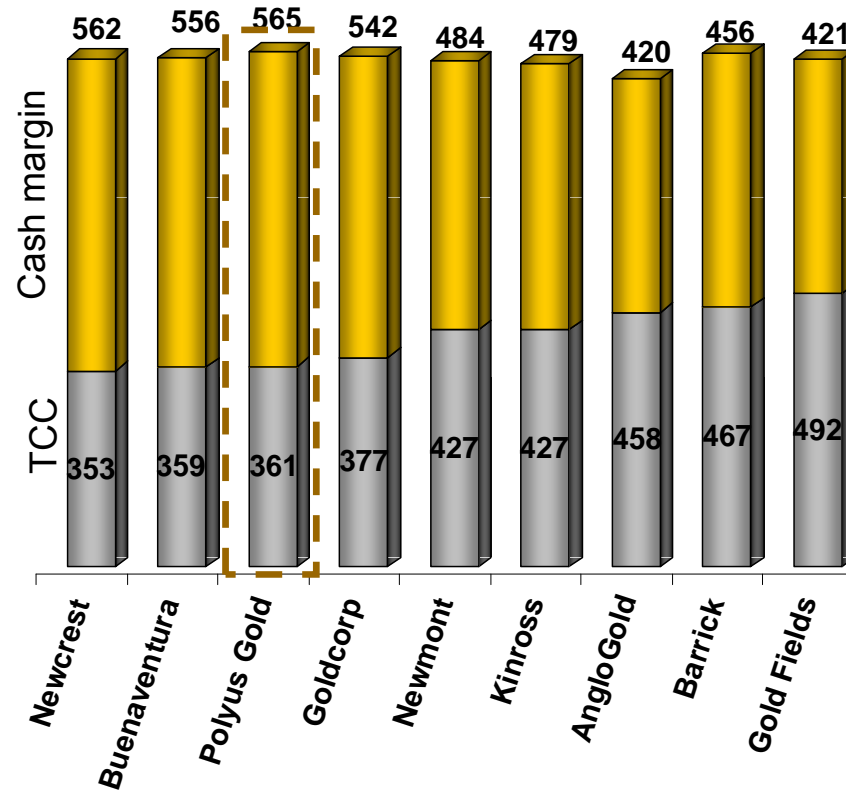
Zapadnoye mine:

- Maintained the stable level of production compared to 1H2008.

Kuranakh mine:

- Increase in gold grade of ore processed (up to 1.52 g/t).

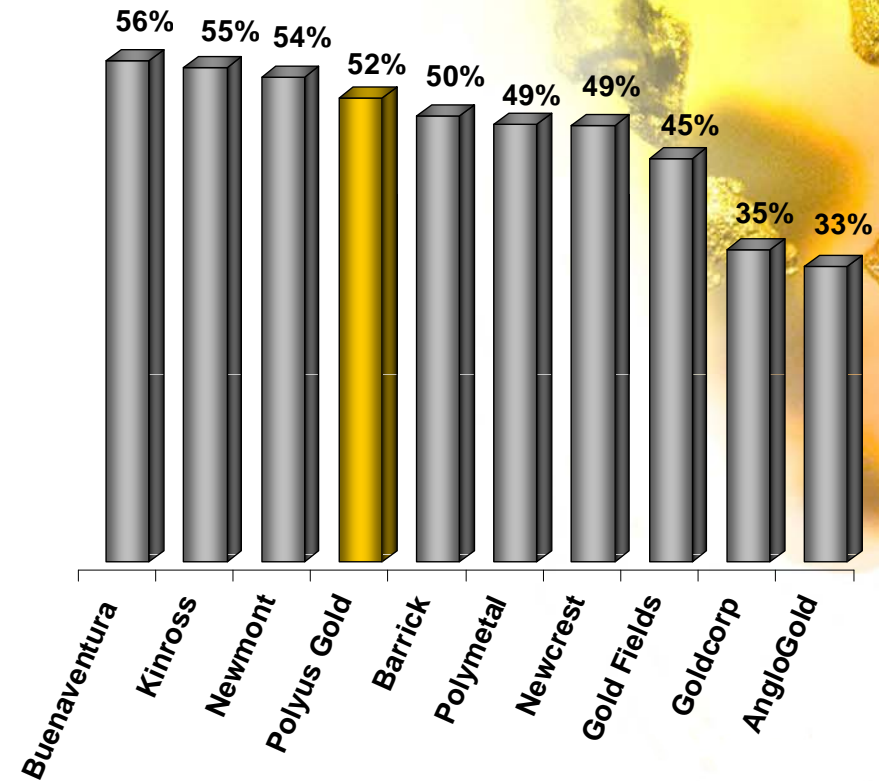
TCC and cash margin* of world's leading producers in 1H2009, USD/oz



- Ranking 3rd among the global gold miners in terms of TCC;
- Largest cash margin in the industry.

* Calculated using the companies' average gold selling prices in 1H2009.
Source: Companies' web-sites.

Peer comparison – gross margin, %



- Among global leaders in terms of gross margin.

Condensed statement of financial position at 30 June 2009 (unaudited)

USD'000	30 June 2009	31 Dec 2008
ASSETS		
Non-current assets	1,965,080	1,990,817
Current assets, including	1,181,692	1,088,045
<i>Cash and cash equivalents</i>	441,367	398,826
<i>Investments in securities and other financial assets</i>	291,092	285,236
TOTAL ASSETS	3,146,772	3,078,862
EQUITY AND LIABILITIES		
EQUITY	2,814,540	2,794,541
LIABILITIES	332,232	284,321
Non-current liabilities	193,512	182,623
<i>Long-term borrowings</i>	0	0
Current liabilities	138,720	101,698
<i>Short-term borrowings</i>	0	0
TOTAL EQUITY AND LIABILITIES	3,146,772	3,078,862

Strong cash position, crucial in the current conditions on the global financial market

Projects update: Titimukhta

Highlights of the feasibility study:

Mine life	2009 – 2021
P&P reserves	2.2 m oz at 3.3 g/t
Mill capacity	2.2 mtpa
Recovery	88%
Average annual gold production	170 k oz
Capex (ex VAT)	US\$ 98.7 million
Average TCC	260 US\$/oz



Facts:

- 9 km from the Olimpiada mine;
- Nov 2007 – the feasibility study approved by the BoD;
- July 2008 – JORC reserves audit completed;
- January 2009 – permitting completed;
- The Titimukhta's ores are processed at Mill-1 of the Olimpiada mine.

Commissioning in time and on budget
 April 2009 – mining started
 1H2009 – 17 k oz produced

Highlights of the feasibility study:

Mine life	2010 – 2031
P&P reserves	9.9 m oz at 2.3 g/t*
Mill capacity	6 mtpa
Recovery	88.6%
Average annual gold production	412 k oz
Capex (ex VAT)	US\$ 419 million
Average TCC	244 US\$/oz



1H2009 CAPEX update:

- Mill construction in progress;
- Site for tailings dam and diversion facilities prepared;
- Mining and transport equipment supply in progress;
- Camp and canteen construction completed;
- Coal power plant is under construction;
- Water pipe laying;
- Power grid and roads constructed;
- Percentage of readiness of different objects varies from 50 to 100%;
- 43% of budgeted investments drawn @ 1/07/09.
- Permitting completed as of Sept 01,2009

Commissioning in time (2H2010)

Projects update: Verninskoye

Highlights of the feasibility study:

Mine life	2011 – 2024
P&P reserves (exploration underway)	1.7 m oz at 3.0 g/t
Mill capacity	2.2 mtpa
Recovery	86.9 %
Average annual gold production	183 k oz
Capex (ex VAT)	US\$ 249 million
Average TCC	281 US\$/oz

1H2009 CAPEX update:

- Mining started;
- Camp and canteen construction completed;
- Works on main building and crushing plant in progress;
- Core mining and transport equipment acquired;
- Road construction began;
- Tailings facilities preparation in progress;
- 25% of budgeted investments drawn @ 1/07/09.





We know the worth of gold

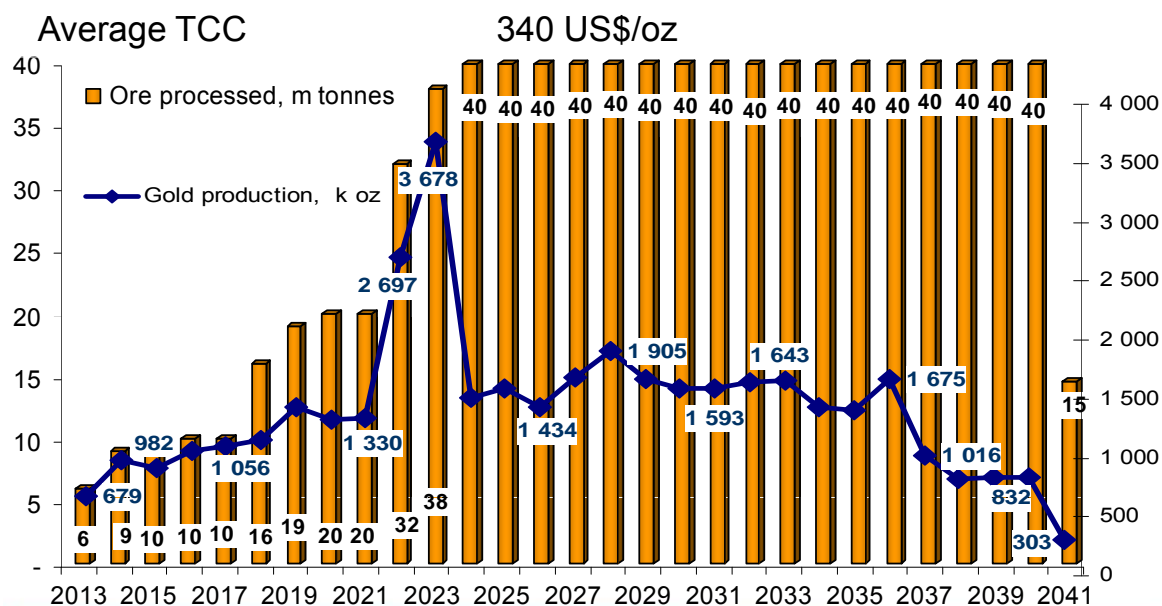
Projects update: Nataalka New development plan

In Feb 2009 the amended plan of Nataalka development prepared by Polyus team, approved by the BoD in Mar 2009.

Mine life	2013 – 2041
P&P reserves	40.8 m oz at 1.13 g/t
Mill capacity	10 mtpa (2013-2017), 20 mtpa (2017-2021) and 40 mtpa (2022-2041)
Recovery	85 %
Av. annual gold production	1400 k oz
Capex (ex VAT)	US\$1.1 bln (1 st stage) + US\$1.1 bln (2 nd and 3 rd stages)

Rationale for the staged development:

- Insufficient power generating facilities;
- Insufficient power transportation facilities;
- Deterioration of the financial conditions.



The plan will work on the following grades:
 in 2013-2017 - 3.15 to 3.85 g/t
 in 2018-2023 - 2.35 – 3.32 g/t
 in 2024-2036 – 1.34 – 1.76 g/t

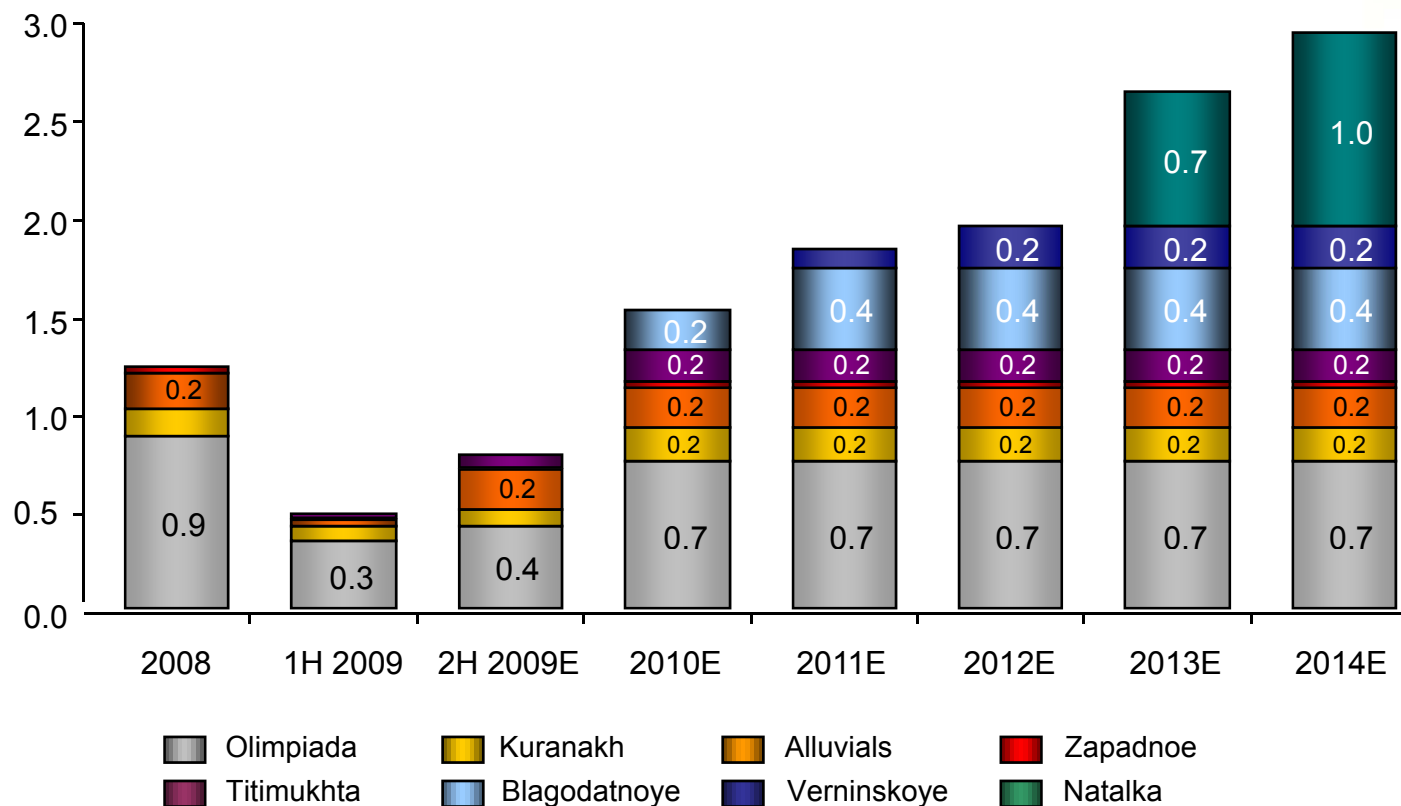
Project status:
Feasibility study preparation
 (to be completed by end of 2009)
Permitting to be completed by
end of 1H2010



We know the worth of gold

Projects pipeline

Approximately 140% output increase is expected to come from existing and approved development projects, excluding KazakhGold



FURTHER UPSIDE POTENTIAL:
 + Nezhdaninskoye,
 + Chertovo Koryto,
 + Bamskoe,
 + Panimba,
 + Razdolinskoe/
 Poputnenskoe.

The production profile is ex. KazakhGold contribution.

PROJECT	STATUS
 <ul style="list-style-type: none"> ● Commissioning of Mill-3 at Olimpiada 	<input checked="" type="checkbox"/> Done
 <ul style="list-style-type: none"> ● Commissioning of Titimukhta 	<input checked="" type="checkbox"/> Done
 <ul style="list-style-type: none"> ● Expansion to CIS 	<input checked="" type="checkbox"/> Done
 <ul style="list-style-type: none"> ● Construction of Blagodatnoye 	<input checked="" type="checkbox"/> Near completion
 <ul style="list-style-type: none"> ● Construction of Verninskoye 	<input type="checkbox"/> Underway
 <ul style="list-style-type: none"> ● Construction of Natalka 	<input type="checkbox"/> FS underway



- Successful completion of **KazakhGold** acquisition:
 - Polyus Gold becoming an international mining company with FSU focus;
 - Attractive deal conditions and excellent growth potential;
 - Strong and experienced new management appointed at KZG;

- Strong operational and financial results;
 - Increasing production and stable profitability level;
 - Hedge free - Debt free
 - Outstanding growth of the 2P reserves.

- Polyus met previously announced capacity expansion targets:
 - **Titimukhta**: successful launch in 1H2009;
 - **Blagodatnoye**: 50-100% readiness of all the facilities;
 - Re-launch of **Verninskoye** development project;
 - Development plan for **Natalka** approved by the Board;

- Favorable market conditions: strong gold price and devaluation of national currency.

