



Investor Presentation

July 2010

Cautionary statements

This presentation includes forward-looking statements. This is not an offer to sell, or an invitation of an offer to purchase, securities in any jurisdiction. These forward-looking statements include statements concerning plans, objectives, goals, strategies, future events or performance, and underlying assumptions and other statements, which are other than statements of historical facts. The words “believe,” “expect,” “anticipate,” “intends,” “estimate,” “forecast,” “project,” “will,” “may,” “should” and similar expressions identify forward-looking statements. Forward-looking statements include statements regarding: strategies, outlook and growth prospects; future plans and potential for future growth; liquidity, capital resources and capital expenditures; growth in demand for products; economic outlook and industry trends; developments of markets; the impact of regulatory initiatives; and the strength of competitors.

The forward-looking statements in this presentation are based upon various assumptions, many of which are based, in turn, upon further assumptions, including, without limitation, management’s examination of historical operating trends, data contained in our records and other data available from third parties. Although the Company believes that these assumptions were reasonable when made, these assumptions are inherently subject to significant uncertainties and contingencies which are difficult or impossible to predict and are beyond its control, and the Company may not achieve or accomplish these expectations, beliefs or projections. Neither the Company, nor any of its agents, employees or advisors intend or have any duty or obligation to supplement, amend, update or revise any of the forward-looking statements contained in this presentation.

Polymetal—key facts

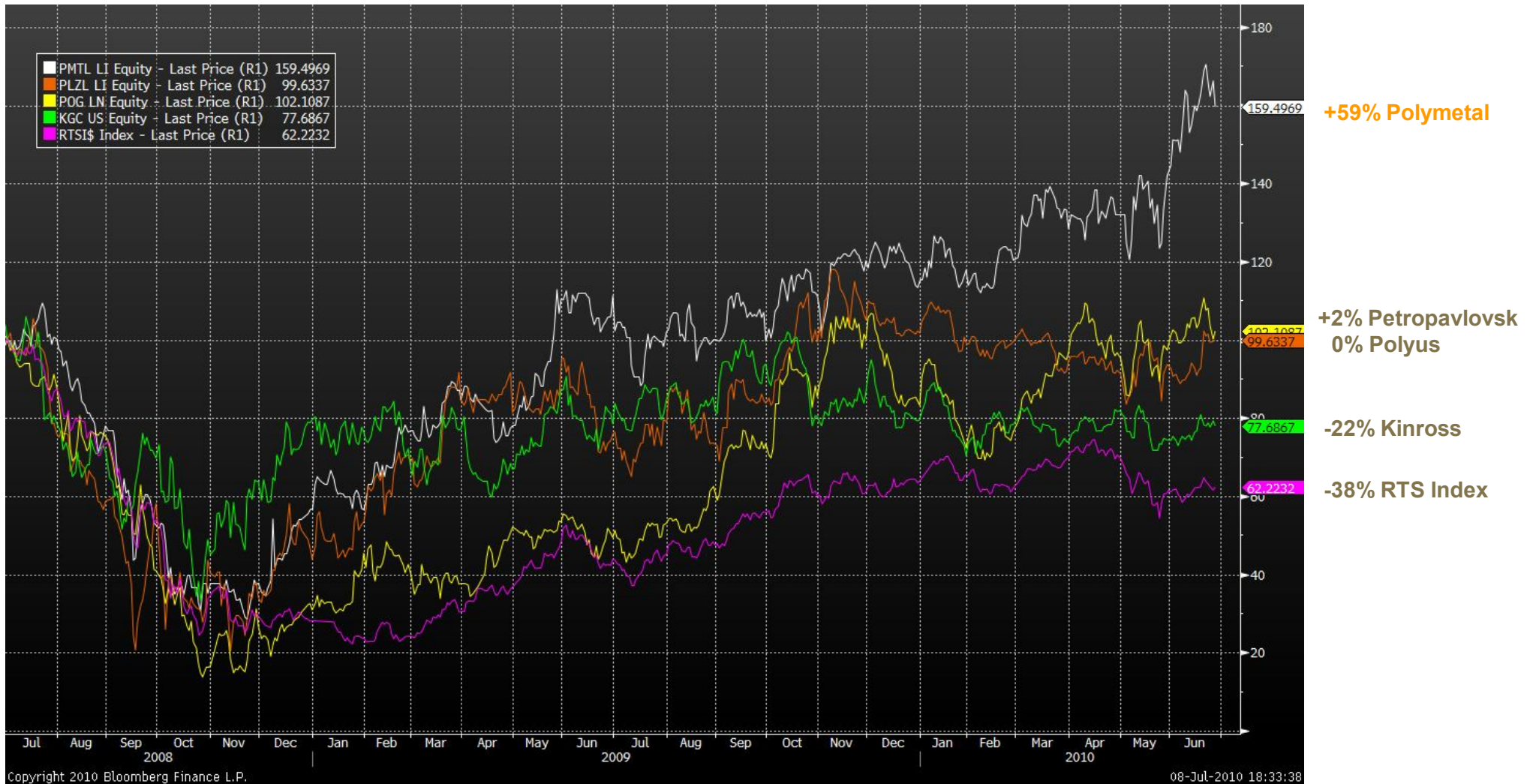
2009 Production		
Gold	311	Koz (+9% Y-o-Y)
Silver	17.3	Moz (+1% Y-o-Y)
Gold eq. ¹	0.6	Moz (+5% Y-o-Y)
2009 Revenue		
US\$ 560 m (+12% Y-o-Y)		
2009 Co-product Cash Costs (Gold equivalent)		
479 US\$/oz (flat Y-o-Y)		
2009 Adjusted EBITDA		
US\$ 242m (+49% Y-o-Y)		
2P Reserves (JORC)¹		
Gold eq. ¹	14	Moz @ 4.1 g/t
Capital Structure		
Market cap	US\$ 4.8 bn ² (358m shares)	
Net debt ³	US\$ 569m	

¹ Using 1:60 Ag/Au and 5:1 Cu/Au conversion ratios

² LSE price as of July 8, 2010. Market cap is calculated without accounting for treasury shares held by Polymetal's subsidiaries (c. 41m). Total ordinary shares account for 399.4 million.

³ As at December 31, 2009

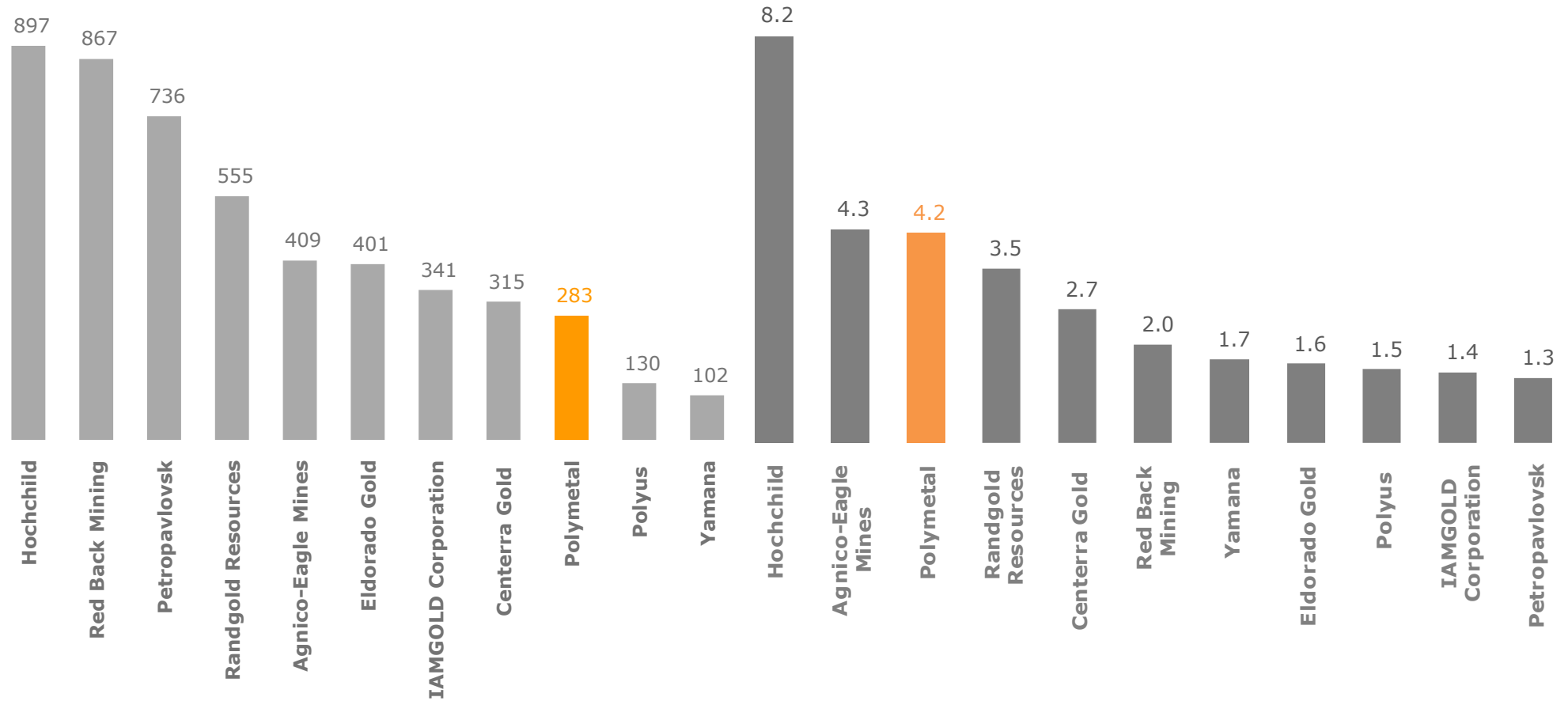
Share price performance: 1 July 2008 – 8 July 2010



Cheap, High-grade reserve ounces

EV/oz Reserves

Average reserve gold eq. grade



Using 1:60 Ag/Au and 5:1 Cu/Au conversion ratios
 Based on JORC reserves. Actual as at February 25, 2010

Polymetal: Asset portfolio

Voro

Production: 150Koz Au
Reserves: 1.7Moz Au @ 2.8 g/t
Cash costs FY09: US\$381/oz of Au

Dukat Operations

Production: 15.6 Moz Ag and 39 Koz Au
Reserves: 360Moz Ag @ 405 g/t
 0.85Moz Au @ 1.0 g/t
Cash costs FY09: US\$8.1/oz of Ag

Mayskoye

Resources: 7.5 Moz Au @ 11.8 g/t

Omolon Operations

Reserves: 0.7Moz Au eq. @ 16 g/t
Resources: 3.7Moz Au @ 3.3 g/t

Khakanja

Production: 136Koz Au eq.
Reserves: 1.1Moz Au eq. @ 9.5g/t
Cash costs FY09: US\$463/oz of Au

Amursk POX hub+Albazino

Reserves: 2.3Moz Au @ 4.1 g/t

Varvarinskoye

Reserves: 1.3Moz Au @ 1.1 g/t
 151m lb Cu @ 0.7%
Resources: 3.1Moz Au @ 1.1 g/t
 313m lb Cu @ 0.3%

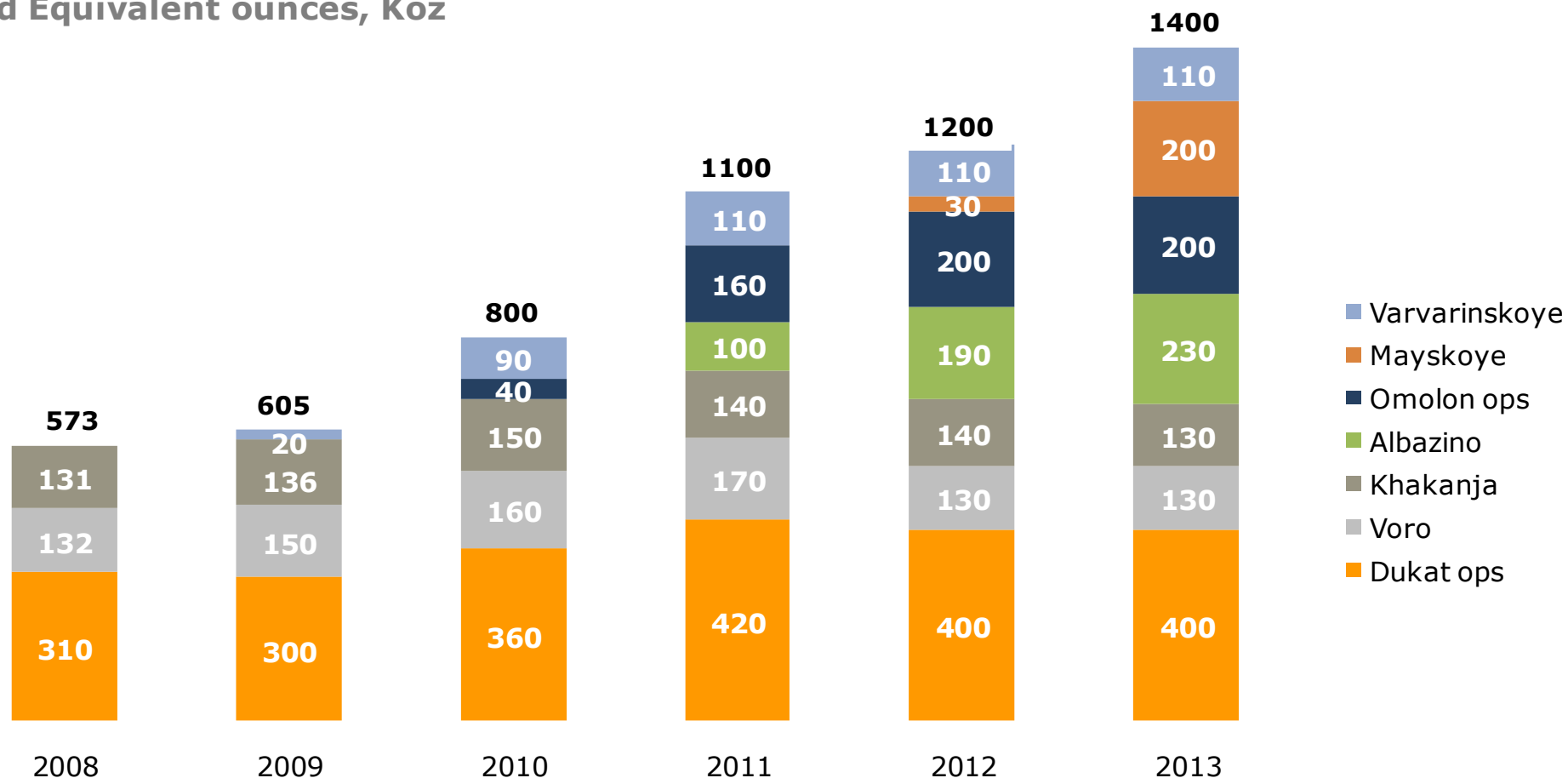
Production numbers are given for the full year 2009
 Reserves and resources are as at January 1, 2009



- Production
- Development

Compelling growth profile

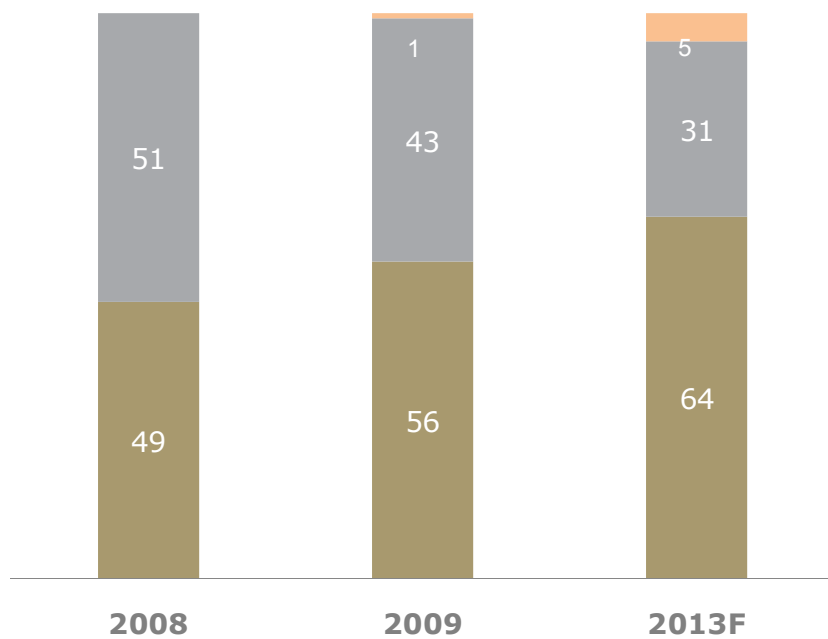
Gold Equivalent ounces, Koz



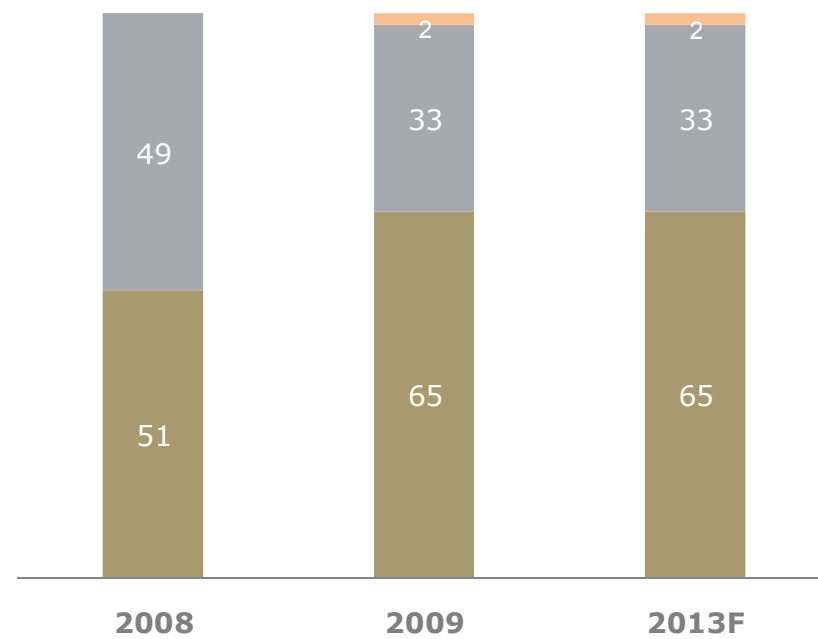
Using 1:60 Ag/Au and 5:1 Cu/Au conversion ratios

Moving towards gold

Revenue Split*, %



Resource Split*, %



Gold Silver Copper

Using 1:60 Ag/Au and 5:1 Cu/Au conversion ratios

Q1 2010 highlights

- 100 Koz of gold produced (+ 54% Y-on-Y)
 - Increased throughputs and grades at Voro and Dukat
 - Contribution of a full quarter of Varvarinskoye production
- 4.9 Moz of silver produced (+12% Y-on-Y)
 - Increased throughput at Dukat
 - Significantly higher silver grades at Lunnoye and Khakanja
- Revenue of US\$ 175 million (+59% Y-on-Y)
- Albazino-Amursk construction remains on schedule and on budget
- Omolon is fully prepared to pour gold in 2010
 - From the heap leach – in June
 - From the CIP plant – in August

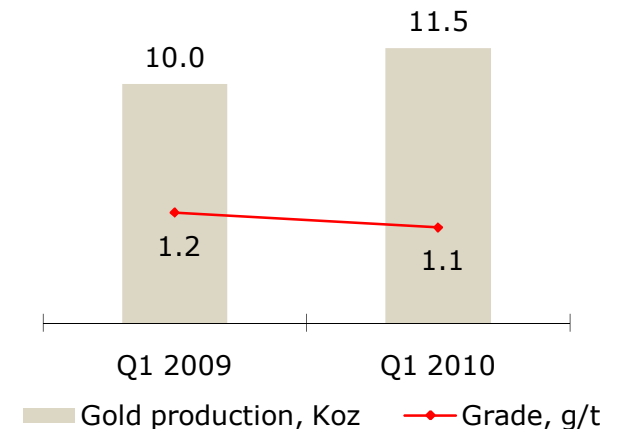
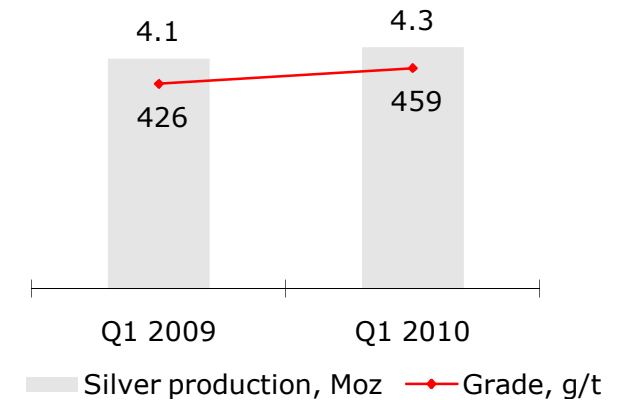
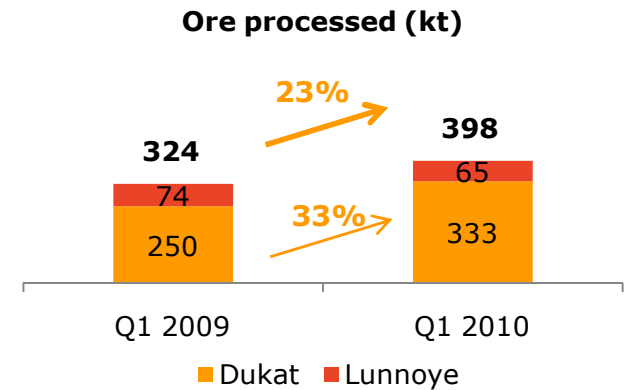
Operations

Dukat Operations

Remaining LOM: Dukat – 17 years
Lunnoye/Arylakh – 14 years

Q1 2010 highlights

- Expanded Dukat plant ramping up to full capacity
- Silver production up 6% due to higher silver grades in the Arylakh ore which is currently being processed at the Lunnoye plant
- Gold production up 14% due to increased throughput at Dukat
- Recoveries at the Dukat plant down due to ramp-up and shortages of fresh water due to freezing of permanent waterways
- Underground development at Goltsovoye is accelerating, the mine on track to start ore production from stopes in Q3 2010



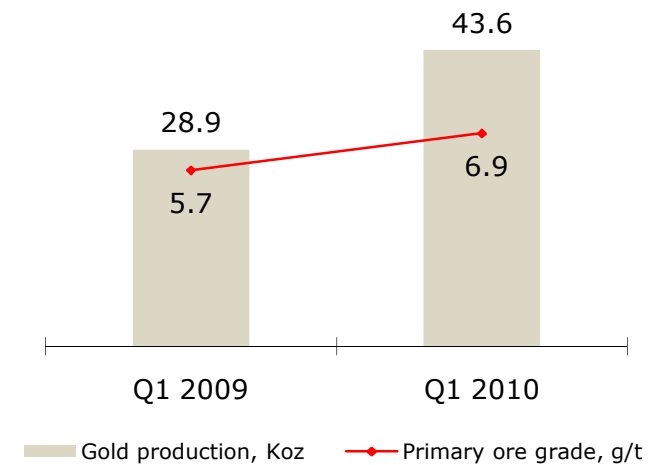
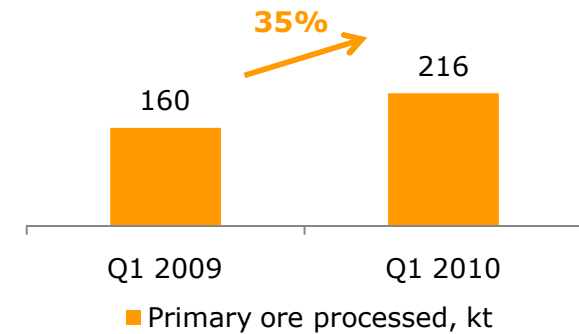
Voro

Remaining LOM: oxidized ore reserves – 6 years
primary ore reserves – 15 years



Q1 2010 highlights

- Expanded CIP plant operating at full capacity
- Quarterly gold production jumped 51% Y-on-Y
 - From primary ore (CIP plant) – by 59%
 - From oxidized ore (heap leach) – by 15%
- Mining of oxidized ore from the southern pit is expected to commence in Q2 2010
- 67 Kt of ore was mined at Degtyarskoye and trucked to the Voro CIP plant



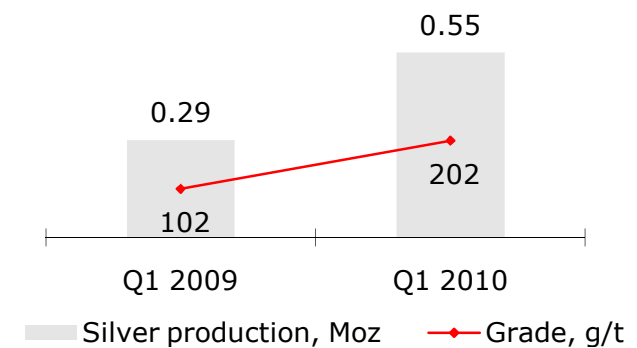
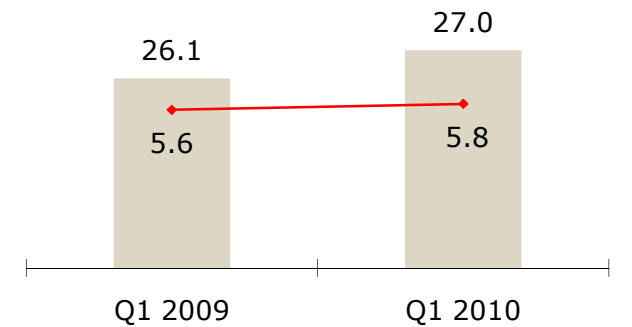
Khakanja

Remaining LOM: 7 years



Q1 2010 highlights

- Gold production essentially flat
- Silver production almost doubled Y-on-Y due to significant increases in processed silver grades
- Open pit mining at Yurievskoye has been completed. All ore (160 Kt) has been transported to the plant
- Viability of underground mining at both Khakanja and Yurievskoye to ensure high-grade feed from 2011 is being estimated
 - Exploration drilling is under way at Yurievskoye. Development decision on the underground mine expected in Q3 2010
 - Key parameters of the underground mine at Khakanja to be determined in Q4 2010



Varvarinskoye

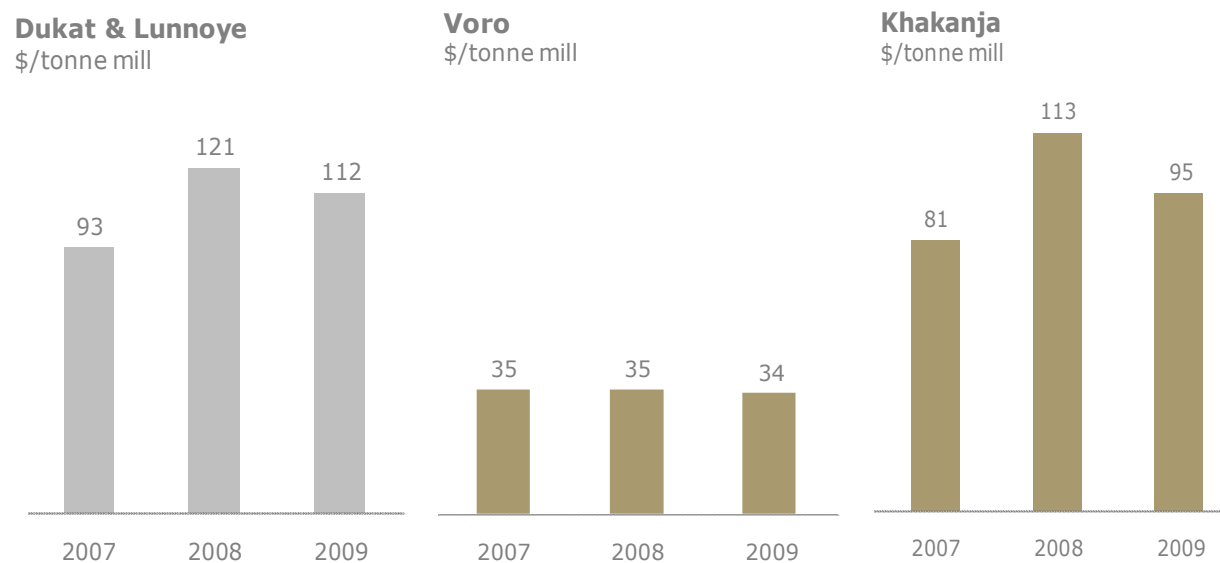
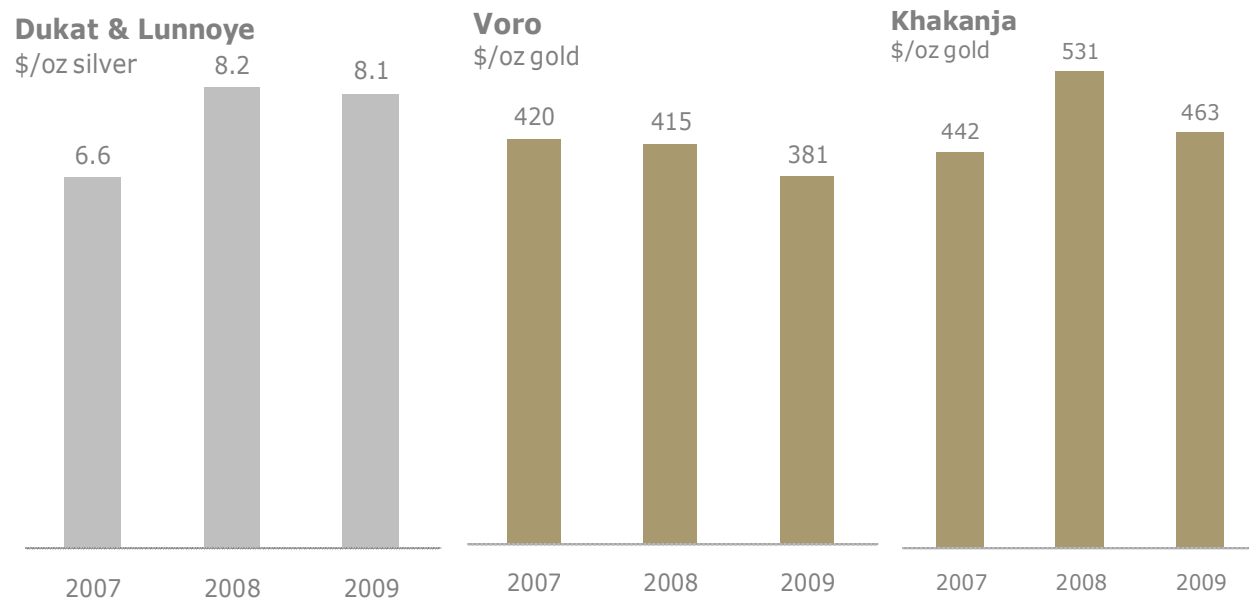
Key figures in Q1 2010

Ore mined, kt	735
Ore processed, kt	631
Gold produced, Koz	18.3
Copper produced, t	1,016



- Performance is steadily improving with ore grade continuing to be the major driver
- Key initiatives include
 - Lowering dilution
 - By adding new drilling and excavating equipment
 - By improved grade control
 - Catching up on insufficient waste stripping by adding new
 - mining equipment
 - Renegotiating key contracts
 - RC drilling
 - Blasting
 - Mining fleet maintenance
 - Gold-copper concentrate off-take agreement
- Targeted investments in additional mining fleet and cost containment expected to start bearing fruit in the second half of 2010

Cash costs (Gold Institute Standard)



■ Gold ■ Silver

Development projects

Polymetal's Strategy: Processing Hubs

- Financial capital and human capital synergies
- Risk mitigation
- Flexibility and long life
- Management concentration on limited number of projects



Creating centralized processing facilities for the treatment of materials from different sources

Amursk POX Hub

- Large amount of refractory ore bodies in the Far East Russia
- Absence of processing capacity for refractory ores in the region
- Very expensive energy and labor in remote areas

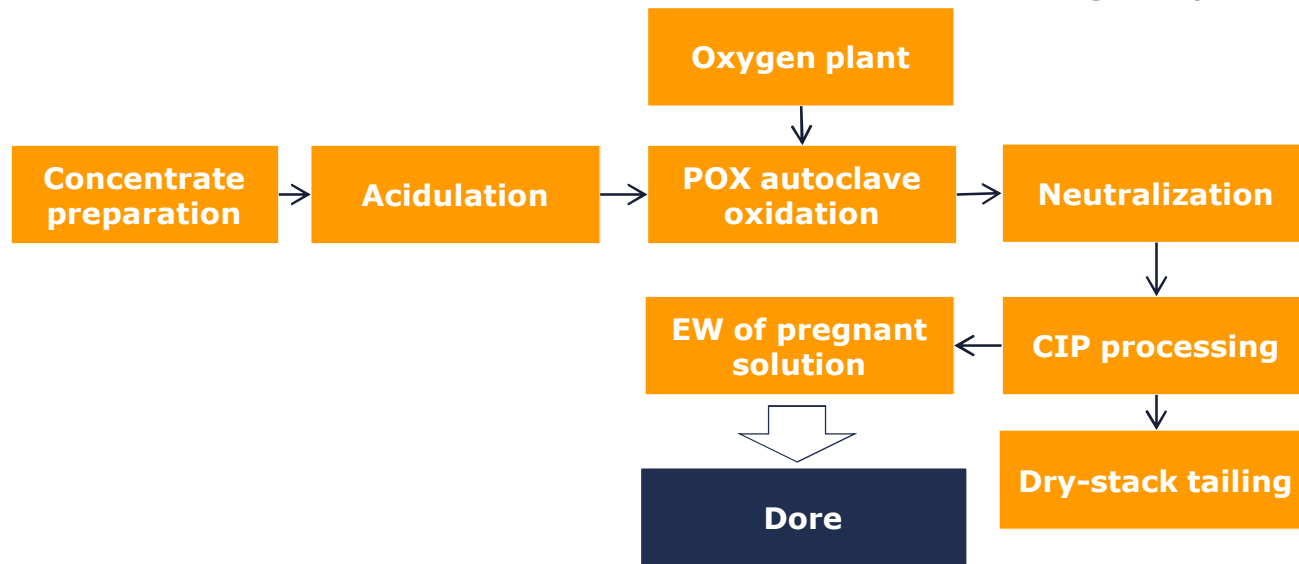


- Processing refractory concentrates from across the Russian Far East
- Amursk location:
 - Cheap power
 - Skilled & stable workforce
 - Excellent transportation infrastructure



Amursk POX Facility

- Capex \$US110 million
- Concentrate capacity 250 ktpa
- Sulfide sulfur capacity 26 ktpa
- Opex 60-80\$/ t of concentrate (depending on sulfur grade)



Status:

- Engineering completed (SNC Lavalin)
- All major equipment contracted
- The majority of earth works completed, foundation works in full swing
- Construction of 35Kw power line, gas and water supply pipelines started
- On track to commission in Q2 2011

Albazino

- 1.5 Mtpa mine and flotation concentrator on site for a capital cost of US\$160 million

Q1 2010 highlights

- All site infrastructure commissioned
 - Accommodation camp
 - Tailings dam with diversion ditch
 - Diesel-powered genset station
 - Water boreholes with associated pipelines
- Crusher and mill foundations completed
 - Installation planned to commence in May 2010
- Pre-stripping at Anfisa pit continues on schedule
 - First ore planned to be mined and stockpiled in Q2 2010
- On track to commission in Q4 2010



Reserves and Resources

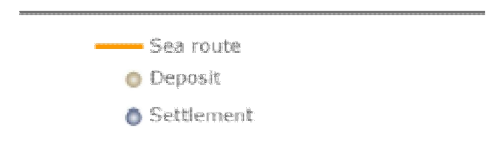
	Ore tonnes (Mt)	Au grade (g/t)	Au (moz)
2P	17.4	4.1	2.3
MI&I	21.3	4.3	3.0

Mayskoye

- 850ktpa underground mine and flotation concentrator on site for a capital cost of c. US\$ 150-170 million.

Q1 2010 highlights

- Underground development in progress
 - First stopes expected to be ready for production in 1H 2011
- Construction of water reservoir and tailings impoundment in progress
- Foundation works for the flotation concentrator to commence in Q2 2010
- Steel required for the construction of the structural steel frame planned
 - To be delivered during the summer 2010 navigation
 - To be installed in the winter of 2010/2011
- Results of the FS and reserve statement to be released in Q3 2010



Resources

	Ore tonnes (Mt)	Au grade (g/t)	Au (Moz)
MI&I	19.8	11.8	7.5

Omolon Regional Processing Hub

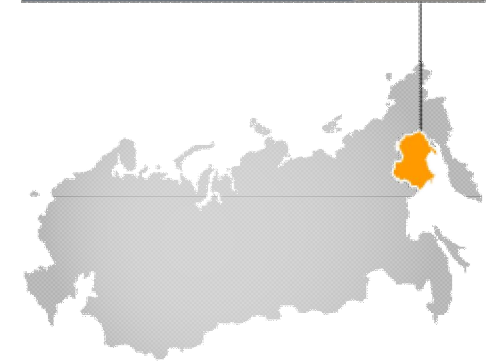
- A number of small to medium size high-grade deposits in the Northeast Magadan region
- Numerous highly prospective epithermal Au-Ag ore occurrences in the region
- Existing 850 Ktpa Kubaka mill



- Truck high-grade ore to the mill
- Heap (dump) leach low-grade ore on mine sites

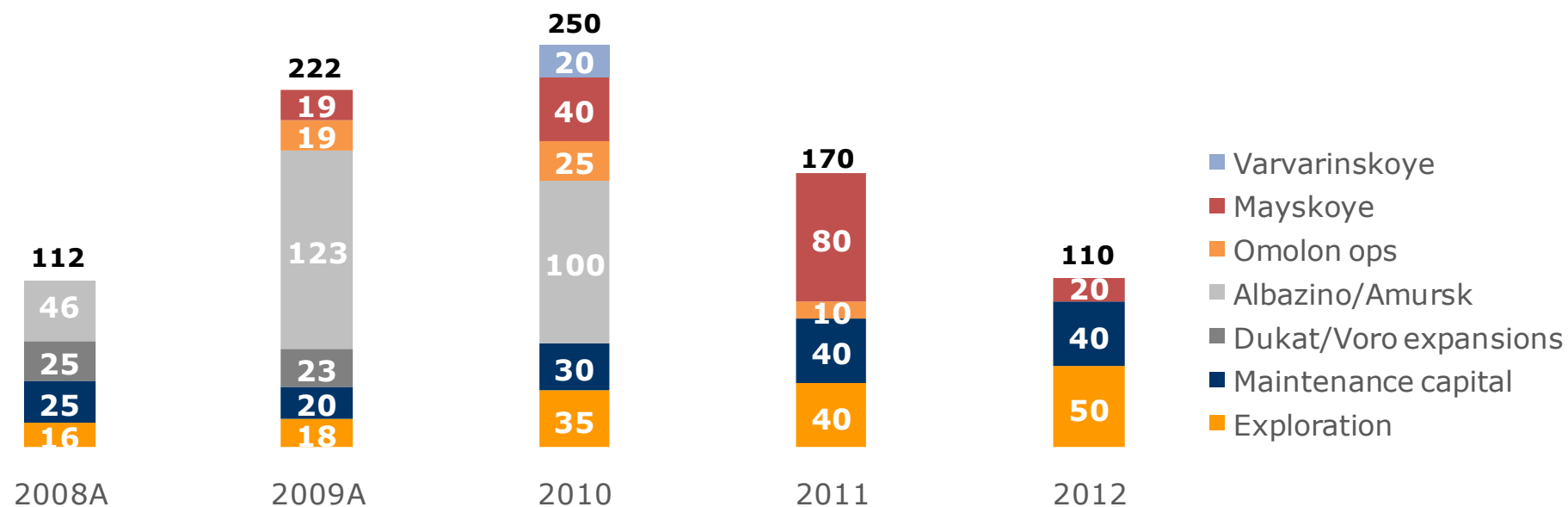
Q1 2010 highlights

- Waste mining at Birkachan started
 - First ore to be mined in Q2 2010
 - Stacking of low-grade ore to commence in May
 - Processing of high grade ore to commence in August
- Ore mining at Sopka in progress
 - Ore stockpiled, to be trucked and processed in 2H 2011
 - Earth works for the new Merrill Crowe section commenced
- Results of the FS and reserve statement to be released in Q3 2010



- Road
- Deposit
- Settlement

Capital Expenditure, US\$ million



Polymetal— Investment Thesis

- Quality assets with strong cash flows from operations
- Proven development and operational track record
- Unique strategy focused on processing hubs
- Strong production growth
- Strong corporate governance

Appendixes

Debt level and liquidity


- Current net debt approximately US\$645 million (as at May 1, 2010)
 - US\$ 30 million of cash
 - US\$ 29 million overdraft facility with Gazprombank (covers working capital requirements)
 - US\$ 387 million of medium- and long-term bilateral loans with Russian banks*
 - US\$ 7 million financial leasing with NOMOS-BANK, final maturity April 2014
 - US\$ 252 million of Varvarinskoye liabilities maturing in 2013 (35%) and 2014 (65%)

***Breakdown of long-term bilateral loans:**

- US\$ 70 million with UniCredit Bank at Libor + 6%, final maturity Feb 2011
- US\$ 95 million with Raiffeisenbank at Libor + 5%, final maturity Dec 2011
- US\$ 150 million with VTB at Libor + 6.3%, final maturity Jun 2012
- US\$ 50 million with Sberbank at Libor + 6.5%, final maturity Feb 2013
- EUR 17 million with NOMOS-BANK at Libor + 5.5%, final maturity 2015-2016 (ECA-covered loans)


Governance structure

Board of Directors



Committees

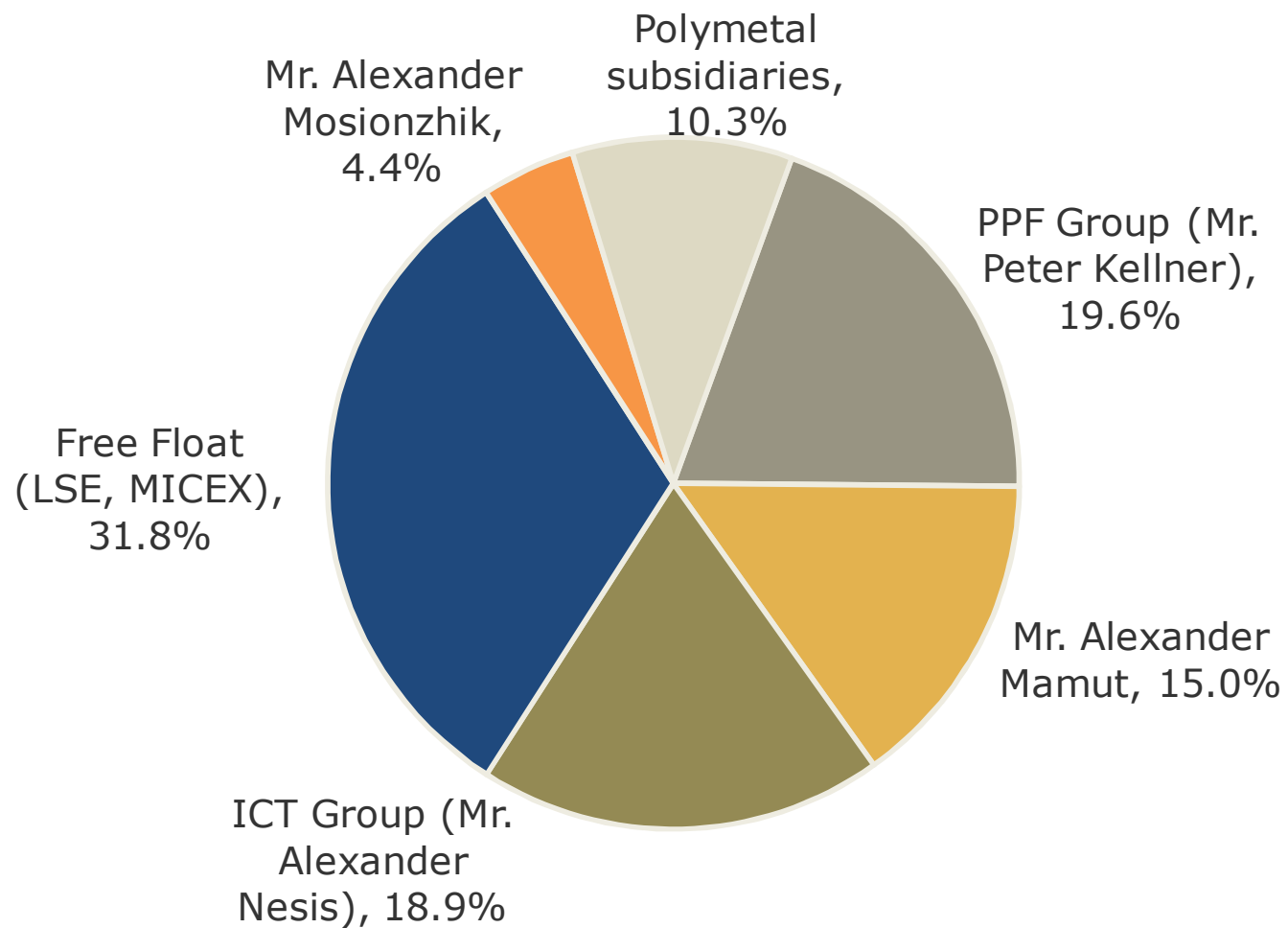
Audit Committee
Chaired by Jonathan Best
3 members



Remuneration and Nomination Committee
Chaired by Leonard Homeniuk
3 members

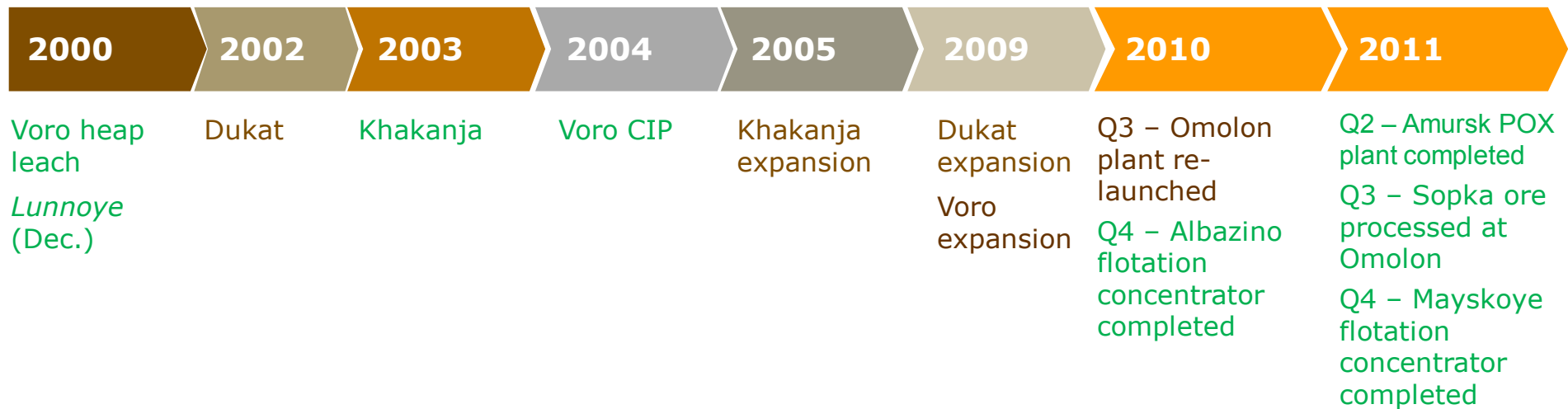


Ownership structure



Track Record and the Pipeline

- Outstanding track record in commissioning new mines
- All engineering and construction performed in-house by Polymetal Engineering
- In-house engineering expertise provides a key competitive advantage



Greenfield projects
Brownfield projects

2009 M&A activity: 4 deals closed

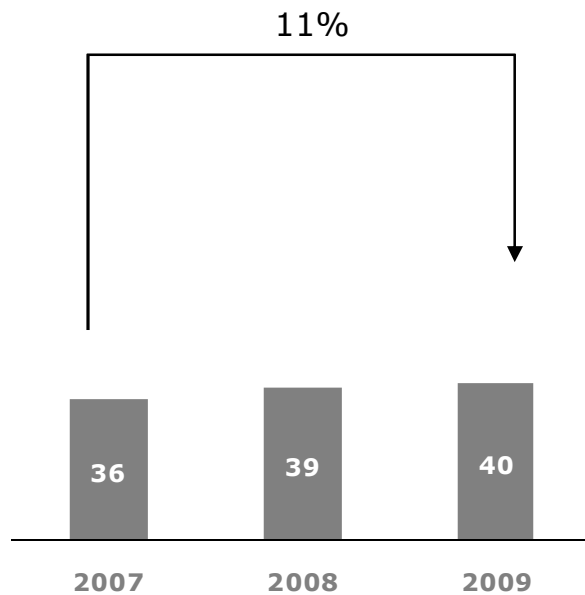
Acquisition	Resource, Moz (Au eq.)	Full EV, US\$m	US\$/ oz resource	Strategic Rationale
Goltsovoye	1.1	47	45	Bolt-on to Dukat
Sopka	1.4	95	67	Bolt-on to Omolon
Mayskoye	7.5	166	22	World-class deposit; strategic fit with Albazino
Varvarinskoye	3.8	258*	68	Immediate cash flows and entry into Kazakhstan
Total/ Average	13.8	566	41	

Using 1:60 Ag/Au and 5:1 Cu/Au conversion ratios

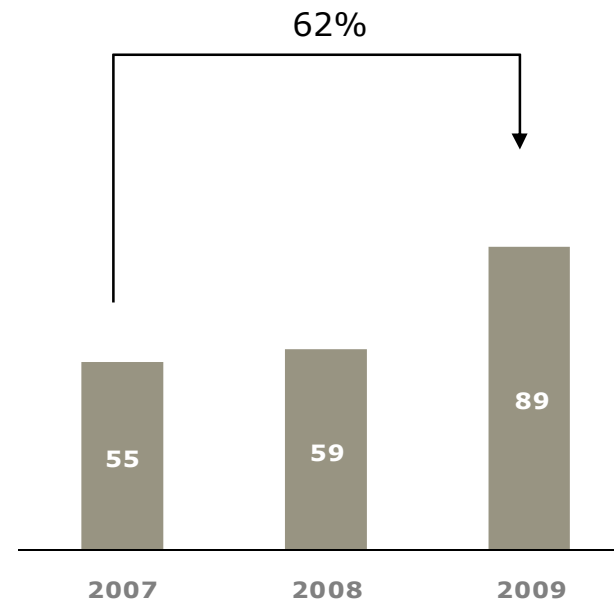
*With limited (US\$90m) recourse to Polymetal

Per share metrics demonstrate substantial shareholder value creation

Reserves (Au eq.), koz/share



Resources (Au eq.), koz/share



Using 1:60 Ag/Au and 5:1 Cu/Au conversion ratios
2009 calculated based on 358 million shares.