

MOSENERGO Group


**Consolidated interim financial statements
(prepared in accordance with IFRS)
for the three and nine month periods ended 30 September 2010
(unaudited)**

MOSENERGO Group
Consolidated Interim Statement of Financial Position
(in millions of Russian Roubles)

	Note	30 September 2010 (unaudited)	31 December 2009 (audited)	31 December 2008 (audited)
ASSETS				
Non-current assets				
Property, plant and equipment	7	181,601	187,051	195,307
Investment property	8	957	1,020	4,552
Advances for acquisition of property, plant and equipment		13,812	13,215	10,692
Trade and other receivables	12	9	3,662	123
Other non-current assets	13	545	849	585
Total non-current assets		196,924	205,797	211,259
Current assets				
Inventories	10	6,441	4,541	4,446
Investments	11	15,027	12,171	13,485
Income tax receivable		1,512	320	78
Trade and other receivables	12	12,611	23,056	14,955
Cash and cash equivalents	14	7,735	2,267	3,315
Other current assets	13	1,752	1,672	1,301
Assets classified as held for sale	9	8,698	608	-
Total current assets		53,776	44,635	37,580
Total assets		250,700	250,432	248,839
EQUITY AND LIABILITIES				
Equity				
	15			
Share capital		166,124	166,124	166,124
Treasury stock		(871)	(871)	(899)
Share premium		49,213	49,213	49,213
Reserves		86,620	86,746	88,600
Accumulated loss		(112,606)	(115,504)	(117,168)
Total equity		188,480	185,708	185,870
Non-current liabilities				
Non-current borrowings	16	11,878	16,675	10,199
Deferred tax liabilities	28	24,834	24,924	26,108
Employee benefits	17	307	367	485
Trade and other payables	18	541	201	140
Total non-current liabilities		37,560	42,167	36,932
Current liabilities				
Current borrowings and current portion of non-current borrowings	16	4,806	2,090	12,500
Trade and other payables	18	11,002	18,256	11,963
Income tax payable		-	192	323
Other taxes payable	19	1,016	1,649	998
Provisions	20	260	278	253
Liabilities classified as held for sale	9	7,576	92	-
Total current liabilities		24,660	22,557	26,037
Total liabilities		62,220	64,724	62,969
Total equity and liabilities		250,700	250,432	248,839

General Director

Chief Accountant



V.G. Yakovlev

S. A. Suraev


6 December 2010

MOSENERGO Group
Consolidated Interim Statement of Comprehensive Income
(in millions of Russian Roubles)

		Three months ended 30 September 2010 (unaudited)	Three months ended 30 September 2009 (as restated)	Nine months ended 30 September 2010 (unaudited)	Nine months ended 30 September 2009 (as restated)
Revenue	21	22,824	18,162	97,515	77,851
Other operating income	26	115	49	536	242
Cost of materials	22	(14,565)	(11,485)	(54,177)	(40,023)
Heat transmission		(1,639)	(1,188)	(15,830)	(11,766)
Depreciation of property, plant and equipment	7	(3,112)	(2,831)	(9,115)	(8,620)
Personnel expenses	24	(1,821)	(2,212)	(7,556)	(7,268)
Maintenance and repairs expenses		(1,570)	(1,006)	(2,812)	(1,792)
Taxes other than income tax		(619)	(560)	(1,957)	(1,791)
Other external supplies	23	(646)	(678)	(1,852)	(1,880)
Loss on change in fair value of investment property	8	-	-	-	(1,534)
Other operating expenses	25	(367)	(825)	(2,196)	(2,099)
Results from operating activities		(1,400)	(2,574)	2,556	1,320
Financial income	27	375	338	1,799	1,086
Financial expenses	27	(20)	(45)	(121)	(187)
Gain on withdrawal from equity investee		-	-	-	124
Share of profit of equity accounted investees		2	-	1	2
Profit/(loss) before income tax		(1,043)	(2,281)	4,235	2,345
Income tax (expense)/benefit	28	204	(415)	(837)	(1,249)
Profit/(loss) for the period		(839)	(2,696)	3,398	1,096
Other comprehensive income:					
Impairment loss on property, plant and equipment	28	(128)	(827)	(128)	(1,967)
Derecognition of revaluation of available-for-sale financial assets	28	-	-	(24)	-
Revaluation of available-for-sale financial assets	28	-	(8)	-	26
Income tax relating to components of other comprehensive income	28	26	166	26	394
Other comprehensive loss on the period, net of tax		(102)	(669)	(126)	(1,547)
Total comprehensive income/(loss) for the period		(941)	(3,365)	3,272	(451)
Profit/(loss) attributable to:					
Equity holders of the company		(839)	(2,696)	3,398	1,096
Total comprehensive income/(loss) attributable to:					
Equity holders of the company		(941)	(3,365)	3,272	(451)
Basic and diluted earnings per share (in Russian Roubles)	29	(0.02)	(0.07)	0.09	0.03

General Director

Chief Accountant



V.G. Yakovlev

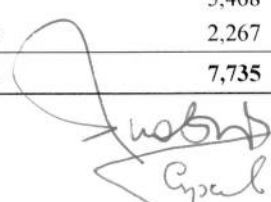
S.A. Suraev

6 December 2010

MOSENERGO Group
Consolidated Interim Statement of Cash Flows
(in millions of Russian Roubles)

	Note	Nine months ended 30 September 2010 (unaudited)	Nine months ended 30 September 2009 (as restated)
Cash flow from operating activities			
Profit before income tax		4,235	2,345
<i>Adjustments for:</i>			
Depreciation of property, plant and equipment	7	9,115	8,620
(Gain)/loss on disposal of property, plant and equipment	26	-	94
Financial income	27	(1,799)	(1,086)
Financial expenses	27	121	187
Share of profit of equity accounted investee		(1)	(2)
Trade and other receivables impairment loss/(gain)	25	306	(164)
Litigations provision charge	20	209	34
Impairment loss on available-for-sale financial assets	25	77	-
Gain on withdrawal from equity investee		-	(124)
Gain from disposal of available-for-sale financial assets	26	(8)	-
Derecognition of revaluation of available-for-sale financial assets	26	(24)	-
Loss on change in fair value of investment property	8	-	1,534
Gain from disposal of assets held for sale	26	(48)	-
Other non-cash items		13	172
Operating profit before changes in working capital and provisions		12,196	11,610
Change in provisions		(227)	(160)
Change in inventories		(1,914)	(258)
Change in trade and other receivables		14,981	1,960
Change in other current and non-current assets		(232)	53
Change in trade and other payables		(7,090)	7,577
Change in taxes payables, other than income tax		(537)	556
Change in employee benefits		(92)	36
Cash flows from operations before income tax and interest paid		17,085	21,374
Income tax paid		(2,331)	(2,149)
Interest paid		-	(198)
Cash flows from operating activities		14,754	19,027
Cash flows from investing activities			
Proceeds from sale of assets held for sale		108	-
Proceeds from disposal of available-for-sale financial assets		60	-
Proceeds from sale of property, plant and equipment		19	12
Proceeds from disposal of investments		-	675
Proceeds from withdrawal from equity investee		-	973
Interest received		27	80
Acquisition of property, plant and equipment		(3,799)	(13,426)
Interest paid and capitalized		(1,207)	(2,008)
Acquisition of bank deposits		(2,440)	-
Debt fee		(58)	-
Cash flows used in investing activities		(7,290)	(13,694)
Cash flows from financing activities			
Proceeds from borrowings		4	7,638
Repayment of borrowings		(2,000)	(13,068)
Proceeds from sale of treasury stock		-	34
Cash flows used in financing activities		(1,996)	(5,396)
Net increase/(decrease) in cash and cash equivalents		5,468	(63)
Cash and cash equivalents at the beginning of the period	14	2,267	3,315
Cash and cash equivalents at the end of the period	14	7,735	3,252

General Director
Chief Accountant



V.G. Yakovlev
S. A. Suraev

6 December 2010


MOSENERGO Group
Consolidated Interim Statement of Changes in Equity
(in millions of Russian Roubles)

Attributable to equity holders of OJSC "Mosenergo"

	Note	Share capital	Treasury stock	Share premium	Reserves	Accumulated loss (as restated)	Total
Balance at 1 January 2009		166,124	(899)	49,213	88,600	(117,168)	185,870
Profit for the period		-	-	-	-	1,096	1,096
Other comprehensive income for the period:							
Impairment loss on property, plant and equipment	28	-	-	-	(1,573)	-	(1,573)
Revaluation of available-for-sale financial assets	28	-	-	-	26	-	26
Total comprehensive income/(loss) for the period		-	-	-	(1,547)	1,096	(451)
Sale of treasury stock		-	28	-	-	6	34
Balance at 30 September 2009		166,124	(871)	49,213	87,053	(116,066)	185,453
Balance at 1 January 2010		166,124	(871)	49,213	86,746	(115,504)	185,708
Profit for the period		-	-	-	-	3,398	3,398
Other comprehensive income for the period:							
Impairment loss on property, plant and equipment	28	-	-	-	(102)	-	(102)
Derecognition of revaluation of available-for-sale financial assets	28	-	-	-	(24)	-	(24)
Total comprehensive income/(loss) for the period		-	-	-	(126)	3,398	3,272
Dividends to shareholders		-	-	-	-	(500)	(500)
Balance at 30 September 2010		166,124	(871)	49,213	86,620	(112,606)	188,480

General Director

Chief Accountant



V.G. Yakovlev

S. A. Suraev

6 December 2010

Note 1. The Group and its operations

(a) Organization and operations

The Open Joint Stock Company “Mosenergo” (the “Company”) and its subsidiaries (together referred as the “Group” or the “Mosenergo Group”) are primarily involved in generation of heat and electric power and heat distribution services in the Moscow city and Moscow region.

The Group’s power and heat generation base includes 15 power stations with operational capacity equalled approximately 11,900 megawatts (“MW”) and 34,855 gigacalories/hour (“Gkal/h”) of electricity and heat capacity, respectively.

OJSC “Mosenergo” was registered under the legislation of the Russian Federation on 6 April 1993 in accordance with State Property Management Committee Decree 169-R dated 26 March 1993 following the privatization process of electricity and heat power generation, transmission and distribution assets formerly under control of the Ministry of Energy of the Russian Federation .

The Company’s registered office is located at 101/3, Prospekt Vernadskogo, Moscow, 119526, Russian Federation.

(b) Group formation

On 1 April 2005, the Company was reorganized through a spin-off following the reorganization process within the Russian electricity sector aimed to introduce competition into the electricity market and to enable the companies of electricity sector to maintain and further expand production capacity. The Company’s restructuring was approved by general shareholder’s meeting on 28 June 2004. Before the restructuring took place the Company operated as an integrated utility model, which included generation, transmission and distribution activities. As a result of the restructuring 13 new entities were separated from the Company and each shareholder of the Company received ordinary shares of each of the separated entities pro rata to Company’s shares held by them prior to spin-off.

A general shareholders’ meeting held on 20 December 2006 approved a closed subscription for the additional shares issued in favour of OJSC “Gazprom” and its affiliates (together referred as the “Gazprom Group”). As a result, the majority shareholder of OJSC “Mosenergo” changed from RAO UES of Russia to “Gazprom Group” holding 53.47% of ordinary shares. Following the reorganization process, an extraordinary general shareholder’s meeting of RAO UES of Russia on 26 October 2007 approved the spin-off of several holding companies to which shares in electricity generation companies, including OJSC “Mosenergo”, held by RAO UES of Russia, were transferred. Holdings separated from RAO UES of Russia were merged with generation companies by means of shares conversion, which enabled the shareholders of RAO UES of Russia to receive direct shares in generation companies after reorganization. Accordingly, upon spin-off from RAO UES of Russia OJSC “Mosenergo Holding” (the “Mosenergo Holding”) received stake in OJSC “Mosenergo” held by RAO UES of Russia. Simultaneously with the spin-off “Mosenergo Holding” was merged with the Company and its shares were converted into the Company’s shares.

In February 2009, the Company’s Board of Directors approved a program to improve the Company’s organisational structure, which is aimed to concentrate production resources, optimize the labour capacity and supply chain. Organisational structure optimisation included the merge of several production branches situated geographically close to each other, reallocation and outsourcing of non-core functions.

In April 2009 OJSC “Gazprom” transferred its 53.47% share in the Company to its 100% subsidiary LLC “Gazprom” energoholding (previously - LLS “Gazoenergeticheskaya Kompaniya”) which became the parent company of OJSC “Mosenergo”.

(c) Business environment

The country has been experiencing political and economic change that has affected, and may continue to affect, the activities of enterprises operating in this environment. Consequently, operations in the Russian Federation involve risks that typically do not exist in other markets. In addition, the recent contraction in the capital and credit markets (global financial crisis) has further increased the level of economic uncertainty in the environment. Presently, the primary impact of the global financial crisis on the Group has been the lack of liquidity in the markets which has lead the Group to curtail its investment plans in the short term. Additionally, a long drawn out impact of the global financial crisis has influenced recoverability of the Group’s current assets such as receivables and has been severely affected by the volatile global financial markets which resulted on the valuation of the carrying value of land and buildings. The financial statements reflect management’s assessment of the impact of the Russian business environment on the operations and the financial position of the Group. The future business environment may differ from management’s assessment.

(d) Relations with the state and current regulation

At the end of the reporting period the Russian Federation owned (both direct and indirect ownership) over 50% in OJSC “Gazprom” (the previous “Parent”), which held 53.498% of the Company through its 100% subsidiary LLC “Gazprom Energoholding” (immediate parent company). Thus the OJSC “Gazprom” is the ultimate parent company of the Group and Russian Federation is the ultimate controlling party of the Group.

The government of the Russian Federation directly affects the Group’s operations through regulations of wholesale and retail sales of electricity and heat exercised by the Federal Service on Tariffs (the “FST”) and the Regional Energy Commissions of Moscow and Moscow region (the “RECs”), respectively. OJSC “System Operator - Central Dispatch Unit of Unified Energy System” (the “SO - CDU UES”), which is controlled by the Russian Federation, regulates operations of generating assets of the Group.

The Group’s customer base as well as suppliers’ chain includes a large number of entities controlled by or related to the state.

As described in Note 6 and Note 32, the government’s economic, social and other policies could materially affect operations of the Group.

(e) Industry restructuring

Following the restructuring of the Russian electric utility sector aimed to introduce competition to the electricity (capacity) market, the New Wholesale Electric Power (capacity) Market Rules of the Transitional period (the “NOREM”), approved by Resolution of the Government of the Russian Federation No. 529 dated 31 August 2006, were adopted. Under this new framework, electricity and power purchase-sales transactions in the regulated market sector are to be governed by a regulated bilateral contract system. Starting 1 September 2006 regulated contracts covered all volumes of electricity and power produced and consumed.

Starting 2007, the volumes of electricity and power traded in the wholesale market applying regulated prices are to be substantially reduced pursuant to Russian Federation Government Resolution No. 205 dated 7 April 2007 “On amending certain resolutions of the Russian Federation Government related to the calculation of electricity volumes sold at free (competitive) prices”. The Resolution states that electricity and power supplied at regulated prices will gradually decrease.

The period from 2006 to 2011 is considered as a transitional period. Upon the termination of the transitional period, the organization of a competitive market for electricity market will be completed.

Electricity volumes produced, not covered by the regulated contracts, are traded at unregulated prices on the basis of free bilateral contracts or on a day-ahead market. Under free bilateral contracts market participants have the right to choose contracting parties, prices and volumes. The day-ahead market is based on competitive selection of bids submitted by suppliers and buyers the day before the electricity is supplied.

The introduction of the new wholesale market also covered capacity trading. Before the new market rules launch, suppliers were paid only for 75% of installed capacity at a flat-rate tariff. The new rules result in separate tariffs for electricity and capacity. Capacity tariffs are planned to be established at levels sufficient to maintain generation facilities of producers.

Note 2. Basis of preparation

(a) Statement of compliance

These consolidated interim financial statements have been prepared in accordance with IAS 34 “Interim reporting”.

(b) Basis of measurement

The consolidated financial statements are prepared on the historical cost basis except that property, plant and equipment and investment property are revalued periodically; investment property are measured at fair value; available-for-sale financial assets are measured at fair value; and the carrying amounts of equity items in existence at 31 December 2002 include adjustments for the effects of hyperinflation, which were calculated using conversion factors derived from the Russian Federation Consumer Price Index published by the Russian Statistics Agency, GosKomStat. Russia ceased to be hyperinflationary for IFRS purposes at 1 January 2003.

The methods used to measure fair values are discussed further in Note 4.

MOSENERGO Group
Notes to Consolidated Interim Financial Statements
(in millions of Russian Roubles)

(c) Functional and presentation currency

The national currency of the Russian Federation is the Russian Rouble (RR), which is the Group's functional currency and the currency in which these interim consolidated financial statements are presented. All financial information presented in RR has been rounded to the nearest million.

(d) Use of estimates and judgment

The preparation of financial statements in conformity with IFRS requires management to make judgments, estimates and assumptions that affect the application of accounting policies and the reported amounts of assets, liabilities, income and expenses. Actual results may differ from these estimates.

Estimates and underlying assumptions are reviewed on an ongoing basis. Revisions to accounting estimates are recognised in the period in which the estimates are revised and in any future periods affected.

In particular, information about significant areas of estimation uncertainty and critical judgments in applying accounting policies that have the most significant effect on the amounts recognized in the financial statements is included in the following notes:

- Note 7 – Property, plant and equipment;
- Note 8 – Investment property;
- Note 17 – Employee benefits;
- Note 20 – Provisions;
- Note 33 – Operating segments.

Note 3. Significant accounting policies

The accounting policies set out below have been applied consistently to all periods presented in these consolidated financial statements, and have been applied consistently by the Group entities.

(a) Restatement and reclassification of comparatives

The revised standard IAS 23 "Borrowing costs" came into force for annual periods beginning on or after 1 January 2009. The clarifications to the revised standard were issued in July 2009. So the Company could not apply these clarifications in respect of capitalised interest calculation for interim reporting periods. As a result restatement for the comparative period is needed. The impact of restating the 30 September 2009 consolidated interim financial statement is presented below.

Also presentation of comparative consolidated interim statement of cash flow has been corrected and balance in amount of RR 3,480 million was reclassified from "Change in trade and other payables" to "Acquisition of property, plant and equipment".

(i) Consolidated interim statement of financial position

The following are the consolidated interim statement of financial position captions as at 30 September 2009 as reported previously and adjusted

	As originally presented	Items	Changes due to restatement	As adjusted
Property, plant and equipment	186,745	1	1,572	188,317
Total assets	245,768		1,572	247,340
Accumulated loss	(117,325)	2	1,259	(116,066)
Deferred tax liabilities	25,502	3	313	25,815
Total equity and liabilities	245,768		1,572	247,340

(ii) Consolidated interim statement of comprehensive income

The following are the consolidated interim statement of comprehensive income captions for the nine months ended 30 September 2009 as reported previously and adjusted:

MOSENERGO Group
Notes to Consolidated Interim Financial Statements
(in millions of Russian Roubles)

	As originally presented	Items	Changes due to restatement	Changes due to reclassification	As adjusted
Other operating income	314		-	(72)	242
Other operating expense	(2,193)		-	94	(2,099)
Personnel expenses	(7,246)		-	(22)	(7,268)
Maintenance and repairs expenses	(1,926)		-	134	(1,792)
Other external supplies	(1,746)		-	(134)	(1,880)
Financial expenses	(1,759)	1	1,572	-	(187)
Income tax expense	(936)	3	(313)	-	(1,249)
Profit for the period	(163)		1,259	-	1,096

Item 1. Increase in property, plant and equipment and decrease in financial expenses in amount of RR 1,572 million are due to application of the revised standard (IAS 23) discussed above in respect of capitalized interest calculation.

Item 2. Decrease in accumulated loss in amount of RR 1,259 million is due to correction of financial expenses mentioned above in amount of RR 1,572 million net of related deferred tax in amount of RR 313 million.

Item 3. Increase in deferred tax liabilities and income tax expense in amount of RR 313 million are due to correction of property, plant and equipment mentioned above in amount of RR 1,572 million.

(b) Basis of consolidation

(i) Subsidiaries

Subsidiaries are entities controlled by the Group. Control exists when the Group has the power to govern the financial and operating policies of an entity so as to obtain benefits from its activities. In assessing control, potential voting rights that currently are exercisable are taken into account. The financial statements of subsidiaries are included in the consolidated financial statements from the date that control commences until the date that control ceases. The accounting policies of subsidiaries have been changed when necessary to align them with the policies adopted by the Group.

(ii) Associates (equity accounted investees)

Associates are those entities in which the Group has significant influence, but not control, over the financial and operating policies. Associates are accounted for using the equity method (equity accounted investees) and are recognised initially at cost. The Group's investment includes goodwill identified on acquisition, net of any accumulated impairment losses. The consolidated financial statements include the Group's share of the income and expenses and equity movements of equity accounted investees, after adjustments to align the accounting policies with those of the Group, from the date that significant influence commences until the date that significant influence ceases. When the Group's share of losses exceeds its interest in an equity accounted investee, the carrying amount of that interest (including any long-term investments) is reduced to nil and the recognition of further losses is discontinued except to the extent that the Group has an obligation or has made payments on behalf of the investee.

(iii) Transactions eliminated on consolidation

Intra-group balances and transactions, and any unrealised income and expenses arising from intra-group transactions, are eliminated in preparing the consolidated financial statements. Unrealised gains arising from transactions with equity accounted investees are eliminated against the investment to the extent of the Group's interest in the investee. Unrealised losses are eliminated in the same way as unrealised gains, but only to the extent that there is no evidence of impairment.

(c) Foreign currency transactions

Transactions in foreign currencies are translated to the functional currency of the Group at exchange rates at the dates of transactions. Monetary assets and liabilities denominated in foreign currencies at the reporting date are retranslated to the functional currency at the exchange rate at the date. The foreign currency gain or loss on monetary items is the difference between amortised cost in the functional currency at the beginning of the period, adjusted for effective interest and payments during the period, and the amortised cost in foreign currency translated at the exchange rate at the end of the period. Non-monetary assets and liabilities denominated in foreign currencies that are measured at fair value are translated to the functional currency at the exchange rate at the date that fair value was determined. Foreign currency differences arising on retranslation are recognised in profit or loss, except for differences arising on the retranslation of available-for-sale equity instruments.

MOSENERGO Group
Notes to Consolidated Interim Financial Statements
(in millions of Russian Roubles)

(d) Financial instruments

(i) Non-derivative financial instruments

Non-derivative financial instruments comprise investments in equity and debt securities, trade receivables, cash and cash equivalents, loans and borrowings, and trade and other payables.

Non-derivative financial instruments are recognised initially at fair value plus, for instruments not at fair value through profit or loss, any directly attributable transaction costs. Subsequent to initial recognition non-derivative financial instruments are measured as described below.

Cash and cash equivalents comprise of cash balances and call deposits. Bank overdrafts that are repayable on demand and form an integral part of the Group's cash management are included as a component of cash and cash equivalents for the purpose of the statement of cash flows.

Loans and receivables consist of financial assets with fixed or determinable payments that are not quoted in an active market, other than those that the entity intends to sell immediately or in the near term, which shall be classified as held for trading, and those that the entity upon initial recognition designates at fair value through profit or loss.

Held-to-maturity investments

If the Group has the positive intent and ability to hold debt securities to maturity, then they are classified as held-to-maturity. Held-to-maturity investments are measured at amortised cost using the effective interest method, less any impairment losses.

Available-for-sale financial assets

The Group's investments in equity securities and certain debt securities are classified as available-for-sale financial assets. Subsequent to initial recognition, they are measured at fair value and changes therein, other than impairment losses, and foreign exchange gain or losses on available-for-sale monetary items, are recognised directly in other comprehensive income. When an investment is derecognised, the cumulative gain or loss in other comprehensive income is transferred to profit or loss.

(ii) Share capital

Ordinary shares

Ordinary shares are classified as equity. Incremental costs directly attributable to issue of ordinary shares and share options are recognised as a deduction from equity, net of any tax effects.

Repurchase of share capital (treasury stock)

When share capital recognised as equity is repurchased, the amount of the consideration paid which includes directly attributable costs, is net of any tax effects, and is recognised as a deduction from equity. Repurchased shares are classified as treasury shares and are presented as a deduction from total equity. When treasury shares are sold or reissued subsequently, the amount received is recognised as an increase in equity, and the resulting surplus or deficit on the transaction is transferred to / from retained earnings.

(e) Property, plant and equipment

(i) Recognition and measurement

Until 31 December 2006, items of property, plant and equipment, except for land, were measured at cost less accumulated depreciation and impairment losses. The cost of property, plant and equipment at 31 December 1997, the date of transition to IFRSs, was determined by reference to its fair value at that date and subsequently restated to take into account the impact of inflation until 31 December 2002.

The Group changed its accounting policy to revaluing its property, plant and equipment starting from 1 January 2007 as management believes that it would provide the users of the financial statements with more relevant information about the financial position of the Group.

Property, plant and equipment are subject to revaluation on a regular basis to ensure that the carrying amount does not differ materially from that, which would be determined using fair value at the balance sheet date. Increase in the carrying amount of property, plant and equipment as a result of revaluation is credited directly to other comprehensive income under the heading revaluation reserve, unless the decrease of the reserve was previously recognised in profit or loss. Decrease in the carrying amount shall be debited to other comprehensive income to the extent of any credit balance existing in the revaluation reserve. Any accumulated depreciation at the date of revaluation is eliminated against the gross carrying amount of the asset, and the net amount is restated to the revaluated amount of the asset.

The tax effects from the revaluation of property, plant and equipment are recognized in other comprehensive income and accumulated in equity.

Cost of acquired assets includes expenditure that is directly attributable to the acquisition of the asset. The cost of self-constructed assets includes the cost of materials, direct labour and any other costs directly attributable to bringing the

MOSENERGO Group
Notes to Consolidated Interim Financial Statements
(in millions of Russian Roubles)

asset to a working condition for its intended use, and the costs of dismantling and removing the items and restoring the site on which they are located. Purchased software that is integral to the functionality of the related equipment is capitalised as part of that equipment.

Borrowing costs that are directly attributable to the acquisition or construction of an asset that necessarily takes a substantial period of time to get ready for its intended use or sale are capitalised as part of the cost of that asset.

When parts of an item of property, plant and equipment have different useful lives, they are accounted for as separate items (major components) of property, plant and equipment.

Gains and losses on disposal of an item of property, plant and equipment are recognised net in “other operating expenses” in profit or loss. The revaluation surplus is not transferred from reserve when the assets are disposed.

(ii) Reclassification to investment property

When the use of property changes from owner-occupied to investment property, the property is remeasured to fair value and reclassified as investment property. Any gain arising on remeasurement is recognized in profit or loss to the extent the gain reverses previous impairment loss on a specific property, with any remaining gain recognized in the revaluation reserve directly in other comprehensive income. Any loss is recognized in the revaluation reserve directly in other comprehensive income to the extent that an amount of revaluation is included in other comprehensive income relating to a specific property, with any remaining loss recognized immediately in profit or loss.

(iii) Reclassification to assets held-for-sale

When the carrying amount of property is to be recovered principally through a sale transaction rather than through continuing use, the property is remeasured to fair value and reclassified as assets held for sale. Any gain arising on remeasurement is recognized in profit or loss to the extent the gain reverses previous impairment loss on a specific property, with any remaining gain recognized in the revaluation reserve directly in other comprehensive income. Any loss is recognized in the revaluation reserve directly in other comprehensive income to the extent that an amount of revaluation is included in other comprehensive income relating to a specific property, with any remaining loss recognized immediately in profit or loss.

(iv) Subsequent costs

The cost of replacing part of an item of property, plant and equipment is recognised in the carrying amount of the item if it is probable that the future economic benefits embodied within the part will flow to the Group and its cost can be measured reliably. The carrying amount of the replaced part is derecognised. The costs of the day-to-day servicing of property, plant and equipment are recognised in the profit or loss as incurred.

(v) Depreciation

Depreciation is recognised in profit or loss on a straight-line basis over the estimated useful lives of each part of an item of property, plant and equipment. Leased assets are depreciated over the shorter of the lease term and their useful lives unless it is reasonably certain that the Group will obtain ownership by the end of lease term. Depreciation of an asset begins when it is available for use.

Depreciation methods, useful lives and residual values are reviewed at each reporting date. The estimate useful lives for the year 2009 were not changed for the year 2010 and were as follows:

• Buildings and constructions	20-60 years
• Plant and equipment	10-30 years
• Transmission networks	5-30 years
• Other	1-15 years

(f) Intangible assets

(i) Other intangible assets

Other intangible assets that are acquired by the Group, which have finite useful lives, are measured at cost less accumulated amortization and accumulated impairment losses.

(ii) Subsequent expenditure

Subsequent expenditure is capitalized only when it increases the future economic benefits embodied in the specific asset to which it relates. All other expenditure, including expenditure on internally generated goodwill and brands, is recognized in profit or loss as incurred.

(iii) Amortisation

Amortisation is recognised in profit or loss on a straight-line basis over the estimated useful lives of intangible assets, other than goodwill, from the date that they are available for use. The estimated useful lives of the software for the current and comparative periods equal to 7 years.

(g) Investment property

Investment property is property or construction in progress held or constructed either to earn rental income or for capital appreciation or for both, but not for sale in the ordinary course of business, use in the production or supply of goods or services or for administrative purposes. Investment property is measured at fair value with any change therein recognised in profit or loss.

When the use of a property changes such that it is reclassified as property, plant and equipment, its fair value at the date of reclassification becomes its cost for subsequent accounting.

When the carrying amount of property is to be recovered principally through a sale transaction rather than through continuing use the property is remeasured to fair value and reclassified as assets held for sale. Any gain or loss on the remeasurement recognised in profit or loss.

(h) Leased assets

Leases in terms of which the Group assumes substantially all the risks and rewards of ownership are classified as finance leases. Upon initial recognition the leased asset is measured at an amount equal to the lower of its fair value and the present value of the minimum lease payments. Subsequent to initial recognition, the asset is accounted for in accordance with the accounting policy applicable to that asset.

(i) Inventories

Inventories are measured at the lower of cost and net realizable value. The cost of inventories is based on the weighted average cost principle, and includes expenditure incurred in acquiring the inventories, production or conversion costs and other costs incurred in bringing them to their existing location and condition. In the case of manufactured inventories and work in progress, cost includes an appropriate share of production overheads based on normal operating capacity.

Net realizable value is the estimated selling price in the ordinary course of business, less the estimated costs of completion and selling expenses.

(j) Impairment

(i) Financial assets

A financial asset is assessed at each reporting date to determine whether there is any objective evidence that it is impaired. A financial asset is considered to be impaired if objective evidence indicates that one or more events have had a negative effect on the estimated future cash flows of that asset.

An impairment loss in respect of a financial asset measured at amortised cost is calculated as the difference between its carrying amount, and the present value of the estimated future cash flows discounted at the original effective interest rate. An impairment loss in respect of an available-for-sale financial asset is calculated by reference to its fair value.

Individually significant financial assets are tested for impairment on an individual basis. The remaining financial assets are assessed collectively in groups that share similar credit risk characteristics.

All impairment losses are recognised in profit or loss. An impairment loss is reversed if the reversal can be related objectively to an event occurring after the impairment loss was recognised. For financial assets measured at amortised cost the reversal is recognised in profit or loss.

Impairment losses for available-for-sale financial assets are recognised in profit or loss for the year when incurred as a result of one or more events ("loss events") that occurred after the initial recognition of available-for-sale investments. A significant or prolonged decline in the fair value of an equity security below its cost is an indicator that it is impaired. The cumulative impairment loss – measured as the difference between the acquisition cost and the current fair value, less any impairment loss on that asset previously recognised in profit or loss – is reclassified from other comprehensive income to finance costs in profit or loss for the year. Impairment losses on equity instruments are not reversed through profit or loss. If, in a subsequent period, the fair value of a debt instrument classified as available for sale increases and the increase can be objectively related to an event occurring after the impairment loss was recognised in profit or loss, the impairment loss is reversed through current period's profit or loss.

(ii) Non-financial assets

The carrying amounts of the Group's non-financial assets, other than investment property, inventories and deferred tax assets, are reviewed at each reporting date to determine whether there is any indication of impairment. If any such

indication exists, then the asset's recoverable amount is estimated. For goodwill and intangible assets that have indefinite lives or that are not yet available for use, the recoverable amount is estimated each year at the same time.

The recoverable amount of an asset or cash-generating unit is the greater of its value in use and its fair value less costs to sell. In assessing value in use, the estimated future cash flows are discounted to their present value using a pre-tax discount rate that reflects current market assessments of the time value of money and the risks specific to the asset. For the purpose of impairment testing, assets are grouped together into the smallest group of assets that generates cash inflows from continuing use that are largely independent of the cash inflows of other assets or groups of assets (the "cash-generating unit"). The goodwill acquired in a business combination, for the purpose of impairment testing, is allocated to cash-generating units that are expected to benefit from the synergies of the combination.

An impairment loss is recognised if the carrying amount of an asset or its cash-generating unit exceeds its estimated recoverable amount. Impairment losses are recognised in other comprehensive income if revaluation reserve existing to such assets, otherwise in profit or loss. Impairment losses recognised in respect of cash-generating units are allocated first to reduce the carrying amount of any goodwill allocated to the units and then to reduce the carrying amounts of the other assets in the unit (group of units) on a pro rata basis.

(k) Non-current assets held for sale

Non-current assets that are expected to be recovered primarily through sale rather than through continuing use are classified as held-for-sale. Immediately before classification as held-for-sale, the assets are remeasured in accordance with the Group's accounting policies. Thereafter generally the assets are measured at the lower of their carrying amount and fair value less cost to sell. Any impairment loss on a disposal group is allocated to remaining assets and liabilities on pro rata basis, except that no loss is allocated to inventories, financial assets, deferred tax assets, investment property and biological assets, which continue to be measured in accordance with the Group's accounting policies. Impairment losses on initial recognition as held-for-sale and subsequent gains or losses on remeasurement are recognised in profit or loss. Gains are not recognised in excess of any cumulative impairment loss.

(l) Employee benefits

(i) Defined contribution plans

A defined contribution plan is a post-employment benefit plan under which an entity pays fixed contributions into a separate entity and will have no legal or constructive obligation to pay further amounts. Obligations for contributions to defined contribution pension plans are recognised as an employee benefit expense in profit or loss when they are due.

(ii) Defined benefit plans

A defined benefit plan is a post-employment benefit plan other than a defined contribution plan. The Group's net obligation in respect of defined benefit pension plans is calculated separately for each plan by estimating the amount of future benefit that employees have earned in return for their service in the current and prior periods; that benefit is discounted to determine its present value. Any unrecognised past service costs and the fair value of any plan assets are deducted. The discount rate is the yield at the reporting date on Russian government bonds that have maturity dates approximating the terms of the Group's obligations and that are denominated in the same currency in which the benefits are expected to be paid. The calculation is performed annually by a qualified actuary using the projected unit credit method.

When the benefits of a plan are improved, the portion of the increased benefit relating to past service by employees is recognised in profit or loss on a straight-line basis over the average period until the benefits become vested. To the extent that the benefits vest immediately, the expense is recognised immediately in profit or loss.

(iii) Other long-term employee benefits

The Group's net obligation in respect of long-term employee benefits other than pension plans is the amount of future benefit that employees have earned in return for their service in the current and prior periods; that benefit is discounted to determine its present value, and the fair value of any related assets is deducted. The discount rate is the yield at the reporting date on Russian government bonds that have maturity dates approximating the terms of the Group's obligations. The calculation is performed using the projected unit credit method. Any actuarial gains or losses are recognised in profit or loss in the period in which they arise.

(iiii) Termination benefits

Termination benefits are recognised as an expense when the Group is demonstrably committed, without realistic possibility of withdrawal, to a formal detailed plan to either terminate employment before the normal retirement date, or to provide termination benefits as a result of an offer made to encourage voluntary redundancy. Termination benefits for voluntary redundancies are recognised as an expense if the Group has made an offer of voluntary redundancy, it is probable that the offer will be accepted, and the number of acceptances can be estimated reliably.

MOSENERGO Group
Notes to Consolidated Interim Financial Statements
(in millions of Russian Roubles)

(iv) Short-term benefits

Short-term employee benefit obligations are measured on an undiscounted basis and are expensed as the related service is provided.

A liability is recognised for the amount expected to be paid under short-term cash bonus or profit-sharing plans if the Group has a present legal or constructive obligation to pay this amount as a result of past service provided by the employee and the obligation can be estimated reliably.

(m) Provisions

A provision is recognised if, as a result of a past event, the Group has a present legal or constructive obligation that can be estimated reliably, and it is probable that an outflow of economic benefits will be required to settle the obligation. Provisions are determined by discounting the expected future cash flows at a pre-tax rate that reflects current market assessments of the time value of money and the risks specific to the liability.

(n) Segment reporting

Operating segments are reported in a manner consistent with the internal reporting provided to the Chief operating decision-maker. The Chief operating decision-maker responsible for allocating resources and assessing performance of the operating segments, has been identified as a combination of the Board of Directors and Chief Executive Officer who are jointly make strategic decisions.

(o) Revenues

(i) Goods sold

Revenues from sales of electricity and heat are recognised when electricity and heat are supplied to customers.

Revenue from the sale of goods other than electricity and heat is measured at the fair value of the consideration received or receivable, net of returns, trade discounts and volume rebates. Revenue is recognised when the significant risks and rewards of ownership have been transferred to the buyer, recovery of the consideration is probable, the associated costs and possible return of goods can be estimated reliably, there is no continuing management involvement with the goods, and the amount of revenue can be measured reliably. Transfers of risks and rewards vary depending on the individual terms of the contract of sale.

(ii) Services

Revenue from services rendered is recognised in profit or loss in proportion to the stage of completion of the transaction at the reporting date. The stage of completion is assessed by reference to surveys of work performed.

(iii) Rental income

Rental income from investment property is recognised in profit or loss on a straight-line basis over the term of the lease. Lease incentives granted are recognised as an integral part of the total rental income, over the term of the lease.

(p) Government subsidies

Government subsidies are assistance by government in the form of transfers of resources to the Group in return for past or future compliance with certain conditions relating to the operating activities of the Company.

Government subsidies are recognised initially as deferred income when there is reasonable assurance that they will be received and that the Company will comply with the conditions associated with the subsidy. Subsidies that compensate the Company for expenses incurred are recognised in profit or loss on a systematic basis in the same periods in which the expenses are recognised. Government subsidies that compensate the Company for the cost of an asset are recognised in the statement of comprehensive income on a systematic basis over the useful life of the asset. Unconditional government subsidies are recognised on profit or loss when subsidy becomes receivable.

(q) Lease payments

Payments made under operating leases are recognised in profit or loss on a straight-line basis over the term of the lease. Lease incentives received are recognised as an integral part of the total lease expense, over the term of the lease.

Minimum lease payments made under finance leases are apportioned between the finance expense and the reduction of the outstanding liability. The finance expense is allocated to each period during the lease term so as to produce a constant periodic rate of interest on the remaining balance of the liability.

(r) Financial income and expenses

Financial income comprises interest income on funds invested (including available-for-sale financial assets), dividend income and gains on the disposal of available-for-sale financial assets. Interest income is recognised as it accrues in profit

MOSENERGO Group
Notes to Consolidated Interim Financial Statements
(in millions of Russian Roubles)

or loss, using the effective interest method. Dividend income is recognised in profit or loss on the date that the Group's right to receive payment is established, which in the case of quoted securities is the ex-dividend date.

Financial expenses comprise interest expense on borrowings, unwinding of the discount on provisions and impairment losses recognised on financial assets. All borrowing costs are recognised in profit or loss using the effective interest method.

Foreign currency gains and losses are reported on gross basis.

(s) Income tax expense

Income tax expense comprises current and deferred tax. Income tax expense is recognised in profit or loss except to the extent that it relates to items recognised in other comprehensive income, in which case it is recognised in the consolidated statement of changes in equity.

Current tax is the expected tax payable on the taxable income for the period, using tax rates enacted or substantively enacted at the reporting date, and any adjustment to tax payable in respect of previous years.

Deferred tax is recognised using the balance sheet method, providing for temporary differences between the carrying amounts of assets and liabilities for financial reporting purposes and the amounts used for taxation purposes. Deferred tax is not recognised for the following temporary differences: the initial recognition of assets or liabilities in a transaction that is not a business combination and that affects neither accounting nor taxable the profit or loss, and differences relating to investments in subsidiaries and associates to the extent that it is probable that they will not reverse in the foreseeable future. In addition, deferred tax is not recognised for taxable temporary differences arising on the initial recognition of goodwill. Deferred tax is measured at the tax rates that are expected to be applied to temporary differences when they reverse, based on the laws that have been enacted or substantively enacted by the reporting date. Deferred tax assets and liabilities are offset if there is a legally enforceable right to offset current tax liabilities and assets, and they relate to income taxes levied by the same tax authority on the same taxable entity, or on different tax entities, but they intend to settle current tax liabilities and assets on a net basis or their tax assets and liabilities will be realised simultaneously.

A deferred tax asset is recognised to the extent that it is probable that future taxable profits will be available against which the temporary difference can be utilised. Deferred tax assets are reviewed at each reporting date and are reduced to the extent that it is no longer probable that the related tax benefit will be realised.

(t) Earnings per share

The Group presents basic and diluted earnings per share (EPS) data for its ordinary shares. Basic EPS is calculated by dividing the profit or loss attributable to ordinary shareholders of the Company by the weighted average number of ordinary shares outstanding during the period. Diluted EPS is determined by adjusting profit or loss attributable to ordinary shareholders and the weighted average number of ordinary shares outstanding for the effects of all dilutive potential ordinary shares, which comprise convertible notes and share options granted to employees.

(u) New Standards and Interpretations

(i) The following new Standards, amendments to Standards and Interpretations are not yet effective at 30 September 2010, and have not been applied in preparing these consolidated interim statements. The Group plans to adopt these pronouncements when they become effective.

- Amendment to IAS 24, Related Party Disclosures (issued in November 2009 and effective for annual periods beginning on or after 1 January 2011). IAS 24 was revised in 2009 by: (a) simplifying the definition of a related party, clarifying its intended meaning and eliminating inconsistencies; and by (b) providing a partial exemption from the disclosure requirements for government-related entities. The Group concluded that the revised standard does not have any effect on its financial statements.
- Amendment to IAS 32 *Classification of Rights Issues* - (issued 8 October 2009; effective for annual periods beginning on or after 1 February 2010). The amendment exempts certain rights issues of shares with proceeds denominated in foreign currencies from classification as financial derivatives. The Group concluded that the revised standard does not have any effect on its financial statements.
- IFRS 9, Financial Instruments Part 1: Classification and Measurement. IFRS 9 was issued in November 2009 and replaces those parts of IAS 39 relating to the classification and measurement of financial assets. Key features are as follows:
Financial assets are required to be classified into two measurement categories: those to be measured subsequently at fair value, and those to be measured subsequently at amortised cost. The decision is to be made at initial recognition. The classification depends on the entity's business model for managing its financial instruments and the contractual cash flow characteristics of the instrument.

An instrument is subsequently measured at amortised cost only if it is a debt instrument and both (i) the objective of the entity's business model is to hold the asset to collect the contractual cash flows, and (ii) the asset's contractual cash flows represent only payments of principal and interest (that is, it has only "basic loan features"). All other debt instruments are to be measured at fair value through profit or loss.

All equity instruments are to be measured subsequently at fair value. Equity instruments that are held for trading will be measured at fair value through profit or loss. For all other equity investments, an irrevocable election can be made at initial recognition, to recognise unrealised and realised fair value gains and losses through other comprehensive income rather than profit or loss. There is to be no recycling of fair value gains and losses to profit or loss. This election may be made on an instrument-by-instrument basis. Dividends are to be presented in profit or loss, as long as they represent a return on investment. While adoption of IFRS 9 is mandatory from 1 January 2013, earlier adoption is permitted. The Group concluded that the revised standard does not have any effect on its financial statements.

- IFRIC 19, *Extinguishing Financial Liabilities with Equity Instruments* (effective for annual periods beginning on or after 1 July 2010). This IFRIC clarifies the accounting when an entity settles its debt by issuing its own equity instruments. A gain or loss is recognised in profit or loss based on the fair value of the equity instruments compared to the carrying amount of the debt. The Group does not expect the amendments to have any material effect on its financial statements.
 - Amendment to IFRIC 14, *Prepayments of minimum funding requirement* – (issued in November 2009; effective for annual periods beginning on or after 1 January 2011). The amendments clarifies recognition as an asset some voluntary prepayments for minimum funding contributions. The Group does not expect the amendments to have any material effect on its financial statements.
 - Amendments to IFRS 2 *Group Cash-settled Share-based Payment Transactions, Share-based Payment* (effective for annual periods beginning on or after 1 January 2010). The amendments provide a clear basis to determine the classification of share-based payment awards in both consolidated and separate financial statements. The amendments incorporate into the standard the guidance in IFRIC 8 and IFRIC 11, which are withdrawn. The amendments expand on the guidance given in IFRIC 11 to address plans that were previously not considered in the interpretation. The amendments also clarify the defined terms in the Appendix to the standard. . The Group does not expect the amendments to have any material effect on its financial statements.
- (ii) The following new standards and amendments to standards are mandatory for the first time for the financial year beginning 1 January 2010.
- Amended IAS 27 *Consolidated and Separate Financial Statements (2008)* requires accounting for changes in ownership interests by the Group in a subsidiary, while maintaining control, to be recognised as an equity transaction. When the Group loses control of a subsidiary, any interest retained in the former subsidiary will be measured at fair value with the gain or loss recognised in profit or loss. The amendments to IAS 27, which become mandatory for the Group's 2010 consolidated financial statements, did not have a significant impact on the consolidated financial statements.
 - Amendment to IAS 39 *Financial Instruments: Recognition and – Measurement Eligible Hedged Items* clarifies how the principles that determine whether a hedged risk or portion of cash flows is eligible for designation should be applied in particular situations. The amendment, which becomes mandatory for the Group's 2010 financial statements, with retrospective application required, did not have a significant impact on the consolidated financial statements
 - IFRS 1 *First-time Adoption of International Financial Reporting Standards* (following an amendment in December 2009, effective for the first IFRS financial statements for a period beginning on or after 1 July 2009). The revised IFRS 1 retains the substance of its previous version but within a changed structure in order to make it easier for the reader to understand and to better accommodate future changes. The Group concluded that the revised standard did not have a significant impact on the consolidated financial statements.
 - Revised IFRS 3 *Business Combinations* (2008) and amended IAS 27 (2008) *Consolidated and Separate Financial Statements* come into effect on 1 July 2009 (i.e. become mandatory for the Group's 2010 consolidated financial statements). The revisions address, among others, accounting for step acquisitions, require acquisition-related costs to be recognised as expenses and remove exception for changes in contingent consideration to be accounted by adjusting goodwill. The revisions also address how non-controlling interests in subsidiaries should be measured upon acquisition and require to recognise the effects of transactions with non-controlling interest directly in other comprehensive income. The amendments did not have a significant impact on the consolidated financial statements.

- IFRIC 17 *Distributions of Non-cash Assets to Owners* addresses the accounting of non-cash dividend distributions to owners. The interpretation clarifies when and how the non-cash dividend should be recognised and how the differences between the dividend paid and the carrying amount of the net assets distributed should be recognised. IFRIC 17 comes into effect for annual periods beginning on or after 1 July 2009. It did not have significant impact on consolidated financial statements.
- IFRIC 18 *Transfers of Assets from Customers* applies to the accounting for transfers of items of property, plant and equipment by entities that receive such transfers from their customers. The interpretation clarifies recognition and measurement of received items, how the resulting credit, as well as a transfer of cash from customers should be accounted for. IFRIC 18 is applied prospectively to transfers of assets from customers received on or after 1 July 2009. It did not have significant impact on consolidated financial statements.
- Improvements to International Financial Reporting Standards (issued in April 2009; amendments to IFRS 2, IAS 38, IFRIC 9 and IFRIC 16 are effective for annual periods beginning on or after 1 July 2009; amendments to IFRS 5, IFRS 8, IAS 1, IAS 7, IAS 17, IAS 36 and IAS 39 are effective for annual periods beginning on or after 1 January 2010). The improvements consist of a mixture of substantive changes and clarifications in the following standards and interpretations: clarification that contributions of businesses in common control transactions and formation of joint ventures are not within the scope of IFRS 2; clarification of disclosure requirements set by IFRS 5 and other standards for non-current assets (or disposal groups) classified as held for sale or discontinued operations; requiring to report a measure of total assets and liabilities for each reportable segment under IFRS 8 only if such amounts are regularly provided to the chief operating decision maker; amending IAS 1 to allow classification of certain liabilities settled by entity's own equity instruments as non-current; changing IAS 7 such that only expenditures that result in a recognised asset are eligible for classification as investing activities; allowing classification of certain long-term land leases as finance leases under IAS 17 even without transfer of ownership of the land at the end of the lease; providing additional guidance in IAS 18 for determining whether an entity acts as a principal or an agent; clarification in IAS 36 that a cash generating unit shall not be larger than an operating segment before aggregation; supplementing IAS 38 regarding measurement of fair value of intangible assets acquired in a business combination; amending IAS 39 (i) to include in its scope option contracts that could result in business combinations, (ii) to clarify the period of reclassifying gains or losses on cash flow hedging instruments from other comprehensive income to profit or loss and (iii) to state that a prepayment option is closely related to the host contract if upon exercise the borrower reimburses economic loss of the lender; amending IFRIC 9 to state that embedded derivatives in contracts acquired in common control transactions and formation of joint ventures are not within its scope; and removing the restriction in IFRIC 16 that hedging instruments may not be held by the foreign operation that itself is being hedged. The Group concluded that the amendments to standards did not have a significant impact on the consolidated financial statements.

Note 4. Determination of fair values

A number of the Group's accounting policies and disclosures require the determination of fair value, for both financial and non-financial assets and liabilities. Fair values have been determined for measurement and / or disclosure purposes based on the methods, described further. When applicable, further information about the assumptions made in determining fair values is disclosed in the notes specific to that asset or liability.

(a) Property, plant and equipment and investment property

The fair value of property, plant and equipment and investment property is determined either using market approach, depreciated replacement cost or income approach.

The market value of property is the estimated amount for which a property could be exchanged on the date of valuation between a willing buyer and a willing seller in an arm's length transaction after proper marketing wherein the parties had each acted knowledgeably, prudently and without compulsion. The market value of items of plant, equipment, fixtures and fittings is based on quoted market prices for similar items.

When no quoted market prices are available, the fair value of property, plant and equipment is primarily determined applying depreciated replacement cost method or income approach. The depreciated replacement cost method considers the cost to reproduce or replace the property, plant and equipment, adjusted for physical, functional or economical depreciation, and obsolescence. Under the income approach, the values of the property are derived from the present value of future cash flows expected to be derived from the use and eventual sale of the property.

(b) Investments in equity and debt securities

The fair values of available-for-sale financial assets are determined by reference to their quoted closing bid price at the reporting date.

(c) Trade and other receivables

The fair value of trade and other receivables is estimated as the present value of future cash flows, discounted at the market rate of interest at the reporting date.

(d) Non-derivative financial liabilities

Fair value, which is determined for disclosure purposes, is calculated based on the present value of future principal and interest cash flows, discounted at the market rate of interest at the reporting date. For finance leases the market rate of interest is determined by reference to similar lease agreements.

Note 5. Financial risk management

(a) Overview

The Group has exposure to the following risks from its use of financial instruments:

- credit risk;
- liquidity risk;
- market risk.

This note presents information about the Group's exposure to each of the above risks, the Group's objectives, policies and processes for measuring and managing risk, and the Group's management of capital. Further quantitative disclosures are included throughout these consolidated financial statements.

The General Director has overall responsibility for proper functioning of the Group's internal controls system. The Board of Directors establishes and oversees the Group's risk management framework and control environment mitigating those risks. The Audit Committee as part of Board of Directors evaluates the internal controls system effectiveness. The Group's Audit Committee is assisted in its oversight role by the Director of Internal Audit, who oversees how management monitors compliance with the Group's risk management policies and procedures and reviews the adequacy of the risk management framework in relation to the risks faced by the Group. The Direction of Internal Audit undertakes both regular and ad hoc reviews of risk management controls and procedures, the results of which are reported to the Audit Committee.

The risk management functions are performed by several departments of the Company. Credit risk is considered by the Department on Account and Analysis of Financial Risks. Liquidity risk is addressed by the Treasury Department and the Department on Budgeting and Managerial Accounting. These departments are accountable to the Deputy General Director on Finance and Budgeting who supervises and coordinates the work of the risk management system.

The Group's risk management policies are summarized in the Company's Regulations on Risk Management which are established to identify and analyze the risks faced by the Group, to set appropriate risk limits and controls, to monitor risks and adherence to limits. Risk management policies and systems are reviewed regularly to reflect changes in market conditions and the Group's activities. The procedures carried out in relation to the Company's risk analysis include examination of the customers reliability, analysis of bank guarantees for prepayments given to suppliers, bank currency position analysis, sensitivity analysis of exchange and interest rates for borrowings, budget implementation analysis etc.

The Group, through its training and management standards and procedures, aims to develop a disciplined and constructive internal control environment in which all employees understand their roles and obligations.

(b) Credit risk

Credit risk is the risk of financial loss to the Group if a customer or counterparty to a financial instrument fails to meet its contractual obligations, and arises principally from the Group's receivables from customers and investment securities.

(i) Trade and other receivables

The Group's exposure to credit risk is influenced mainly by the individual characteristics of each customer. Geographically credit risk is concentrated in the city of Moscow and Moscow Region as most of sales are made in this area. Creditworthiness of existing customers is periodically evaluated based on internal and external information regarding history of settlements with these customers. The Group constantly analyzes accounts receivable turnover ratios, maturity dates and takes appropriate measures on collection of debts due. Approximately 90-95% of the customers are the clients of the Group for the period longer than 2-3 years.

There are standard contract terms for any customer purchasing energy under regulated contracts, the day-ahead market or the balancing market. Individual terms can be stipulated in free bilateral contracts for electricity (capacity). Special conditions are envisaged by the Russian legislation on Power industry for some heat consumers such as state companies, housing organizations and entities, which may not be limited or refused energy supply because it can lead to casualties or other harmful aftermath (hospitals, schools etc.). Currently no upper limits for debt due from a single customer are

MOSENERGO Group
Notes to Consolidated Interim Financial Statements
(in millions of Russian Roubles)

established. Gradually the Group plans to switch to 100% prepayment approach when the transitional period from regulated to free bilateral selling contracts will be completed.

In monitoring customer credit risk, customers are grouped according to the accounts receivable type and maturity dates. Accounts receivable are divided into five major groups, which are current, overdue, long-term, doubtful and irrecoverable accounts receivable. As early as an account receivable is classified as current measures are taken on collection of debt due, which include oral and written notices, instituting a claim, putting in a late payment penalty etc.

The Group establishes an allowance for impairment that represents its estimate of incurred losses in respect of trade and other receivables and investments. The main components of this allowance are a specific loss component that relates to individually significant exposures, and a collective loss component established for groups of similar assets in respect of losses that have been incurred but not yet identified. The collective loss allowance is determined based on historical data of payment statistics for similar financial assets.

(ii) Guarantees

The Group's policy does not stipulate providing any financial guarantees for customers.

(iii) Investments

The Group limits its exposure to credit risk by only investing in liquid securities and only with counterparties that have a credit rating of at least Baa 1 from Moody's and Aaa from Moody's, except for related parties. Given these high credit ratings, management does not expect any counterparty to fail to meet its obligations.

(c) Liquidity risk

Liquidity risk is the risk that the Group will not be able to meet its financial obligations as they fall due. The Group's approach to managing liquidity is to ensure, as far as possible, that it will always have sufficient liquidity to meet its liabilities when due, under both normal and stressed conditions, without incurring unacceptable losses or risking damage to the Group's reputation.

The liquidity risk management is performed on three different levels. Long-term policies are incorporated in the overall financial model of the Company. Middle-term monitoring is fulfilled during the quarterly and monthly planning of the Group's budgets. Short-term actions include planning and control of daily cash receipts and payments of the Company.

Liquidity management system includes also drawing up monthly, quarterly and yearly cash budgets, comparing actual amounts to planned and explaining any discrepancies found.

(d) Market risk

Market risk is the risk that changes in market prices, such as foreign exchange rates, interest rates and equity prices will affect the Group's income or the value of its holdings of financial instruments. The objective of market risk management is to manage and control market risk exposures within acceptable parameters, while optimizing the return.

(i) Currency risk

The Group is exposed to currency risk on purchases and borrowings that are denominated in a currency other than the respective functional currencies of Group entities. The currencies in which these transactions primarily are denominated are Euro, USD and Swiss Francs (CHF).

In respect of other monetary assets and liabilities denominated in foreign currencies, the Group ensures that its net exposure is kept to an acceptable level by buying or selling foreign currencies at spot rates when necessary to address short-term imbalances.

The Group's policy in respect of mitigating currency risk includes minimizing share of borrowings in foreign currencies comparing to total credit portfolio, which is 13% at 30 September 2010 (31 December 2009: 12%). To minimize currency risk the Group prepares budgets taking into account possible changes in exchange rates, creates special reserves to cover contingent expenses and losses. Currently the Group considers the possibility of hedging currency risks by means of corresponding derivatives in the future.

(ii) Interest rate risk

Changes in interest rates impact primarily loans and borrowings by changing either their fair value (fixed rate debt) or their future cash flows (variable rate debt). Management does not have a formal policy of determining how much of the Group's exposure should be to fixed or variable rates. However, at the time of raising new loans or borrowings management uses its judgment to decide whether it believes that a fixed or variable rate would be more favourable to the Group over the expected period until maturity.

The Group constantly analyses dynamics of variable interest rates. To minimize interest rate risk the Group prepares budgets taking into account possible changes of interest rates creates special reserves to cover contingent expenses and losses. Currently the Group considers the possibility of hedging currency risks using corresponding derivatives in future.

MOSENERGO Group
Notes to Consolidated Interim Financial Statements
(in millions of Russian Roubles)

(e) Capital management

The Group's objectives when managing capital are to safeguard the Group's ability to continue as a going concern in order to provide returns for shareholders and benefits for other stakeholders and to maintain an optimal capital structure to reduce the cost of capital.

The Group manages its capital structure and makes adjustments to it, in light of changes in economic conditions. To maintain or adjust the capital structure, the Group may adjust the amount of dividends paid to shareholders, return capital to shareholders, issue new shares or sell assets to reduce debt.

The Board's policy is to maintain a strong capital base so as to maintain investor, creditor and market confidence and to sustain future development of the business. The Board of Directors monitors the return on capital, which the Group defines as net operating income divided by total shareholders' equity. The Board of Directors also monitors the level of dividends to ordinary shareholders.

There were no changes in the Group's approach to capital management during the year.

Consistent with other companies of the industry, the Group monitors capital on the basis of the gearing ratio. The ratio is calculated as net debt divided by total capital. Net debt is calculated as total borrowings, as shown in the consolidated balance sheet, less cash. Total capital is calculated as equity, as shown in the consolidated balance sheet, plus the net debt.

The gearing ratios at 30 September 2010 and at 31 December 2009 were as follows:

	30 September	31 December
	2010	2009
Borrowings (Note 16)	(16,684)	(18,765)
Cash and cash equivalents (Note 14)	7,735	2,267
Net debt	(8,949)	(16,498)
Equity (Note 15)	(188,480)	(185,708)
Total capital	(197,429)	(202,206)
Gearing ratio	4.53%	8.16%

The Group is subject to the following externally imposed capital requirements that have been established for joint stock companies by the legislation of Russian Federation:

- share capital cannot be lower than 1,000 minimum shares at the date of the company registration;
- if the share capital of the entity is greater than statutory net assets of the entity, such entity must decrease its share capital to the value not exceeding its net assets;
- if the minimum allowed share capital is greater than statutory net assets of the entity, such entity is subject to liquidation.

At 30 September 2010, the Group was in compliance with the above share capital requirements.

Note 6. Related party transactions

The nature of the related party relationships for those related parties with whom the Group entered into significant transactions during the three and nine months ended 30 September 2010 and the three and nine months ended 30 September 2009 or had significant balances outstanding at 30 September 2010 and at 31 December 2009 are detailed below. Gazprom group is an ultimate Parent Company of OJSC "Mosenergo" during the current and prior reporting periods. The Russian Federation is the ultimate controlling party of the Group during the current and prior reporting periods.

(a) Transactions with Gazprom Group

Company has the following turnover and balances outstanding with Gazprom Group.

MOSENERGO Group
Notes to Consolidated Interim Financial Statements
(in millions of Russian Roubles)

Revenue

	Three months ended 30 September 2010	Three months ended 30 September 2009	Nine months ended 30 September 2010	Nine months ended 30 September 2009
Electricity	-	2	-	5
Heat	3	1	30	20
Other revenue	95	66	133	202
Total	98	69	163	227

Expenses

	Three months ended 30 September 2010	Three months ended 30 September 2009	Nine months ended 30 September 2010	Nine months ended 30 September 2009
Fuel expenses	(12,666)	(9,131)	(47,690)	(33,687)
Insurance expenses	(49)	(80)	(192)	(232)
Voluntary medical insurance expenses	(20)	(38)	(75)	(116)
Other operating expenses	(231)	(71)	(341)	(153)
Total	(12,966)	(9,320)	(48,298)	(34,188)

Financial income and expenses

	Three months ended 30 September 2010	Three months ended 30 September 2009	Nine months ended 30 September 2010	Nine months ended 30 September 2009
Financial income	592	433	1,603	1,006
Financial expenses	(13)	(28)	(50)	(28)
Net financial income	579	405	1,553	978

Outstanding balance

	Outstanding balance at 30 September 2010	Outstanding balance at 31 December 2009
Investments	12,587	11,221
Trade and other receivables	327	6,517
Cash and cash equivalents	6,955	1,805
Total assets	19,869	19,543
Trade and other payables	(1,018)	(571)
Total liabilities	(1,018)	(571)

Cash and cash equivalents include an outstanding balance with OJSC "Gazprombank", an associate of OJSC "Gazprom", in the amount of RR 3,189 million at 30 September 2010 (31 December 2009: RR 1,542 million).

(b) Transactions with key management

Key management personnel (the members of the Board of Directors and Management Committee of the Group) received the following remuneration, which is included in personnel expenses and has the following outstanding balances:

Expenses

	Three months ended 30 September 2010	Three months ended 30 September 2009	Nine months ended 30 September 2010	Nine months ended 30 September 2009
Wages and salaries	(14)	(30)	(77)	(62)
Social taxes and contributions	(2)	-	(2)	-
Long-service benefit	-	(1)	-	(1)
Termination benefits	-	-	(2)	-
Total	(16)	(31)	(81)	(63)

MOSENERGO Group
Notes to Consolidated Interim Financial Statements
(in millions of Russian Roubles)

Outstanding balance

	Outstanding balance at 30 September 2010	Outstanding balance at 31 December 2009
Wages and salaries	(4)	-
Total	(4)	-

(c) *Transactions with other state-controlled entities*

Information below excludes transactions and outstanding balances with OJSC “Gazprom” and as disclosed in Note 6(a).

In the normal course of business the Group enters into transactions with other entities under control of government of the Russian Federation.

Revenue

	Three months ended 30 September 2010	Three months ended 30 September 2009	Nine months ended 30 September 2010	Nine months ended 30 September 2009
Electricity	17,452	12,629	52,982	42,050
Heat	882	712	37,044	25,313
Other revenue	478	928	1,346	1,950
Total	18,812	14,269	91,372	69,313

Expenses

	Three months ended 30 September 2010	Three months ended 30 September 2009	Nine months ended 30 September 2010	Nine months ended 30 September 2009
Heat transmission	(1,639)	(1,188)	(15,830)	(11,766)
Purchased heat and electricity	(1,242)	(1,649)	(3,713)	(3,855)
Electricity market administration fees	(241)	(252)	(726)	(761)
Water usage expenses	(269)	(246)	(720)	(537)
Fuel expenses	(22)	(20)	(96)	(69)
Other operating expenses	(767)	(300)	(1,182)	(1,433)
Total	(4,180)	(3,655)	(22,267)	(18,421)

Financial income and expenses

	Three months ended 30 September 2010	Three months ended 30 September 2009	Nine months ended 30 September 2010	Nine months ended 30 September 2009
Financial income	17	2	27	26
Net financial income	17	2	27	26

Outstanding balance

	Outstanding balance at 30 September 2010	Outstanding balance at 31 December 2009
Trade and other receivables	7,013	14,694
Other current assets	523	523
Cash and cash equivalents	2	429
Total assets	7,538	15,646
Trade and other payables	(1,175)	(6,632)
Total liabilities	(1,175)	(6,632)

MOSENERGO Group
Notes to Consolidated Interim Financial Statements
(in millions of Russian Roubles)

Borrowings

	Amount loaned for the nine months ended 30 September 2010	Amount loaned for the nine months ended 30 September 2009	Outstanding balance at 30 September 2010	Outstanding balance at 31 December 2009
Current borrowings and current portion of non-current borrowings	-	(5,500)	-	-
Total borrowings	-	(5,500)	-	-

Note 7. Property, plant and equipment

Appraised value

	Buildings and constructions	Plant and equipment	Transmission networks	Other	Construction in progress	Total
Balance at 1 January 2009	92,462	55,239	13,429	10,224	23,953	195,307
Reclassification	(21)	(11)	3	29	-	-
Additions	311	-	-	28	5,032	5,371
Disposals	(4)	(5)	-	(67)	(27)	(103)
Transfers	6,672	393	420	907	(8,392)	-
Elimination of accumulation depreciation	(189)	-	-	-	-	(189)
Reclassification to assets held-for-sale	(1,680)	-	-	-	-	(1,680)
Balance at 30 September 2009	97,551	55,616	13,852	11,121	20,566	198,706
Balance at 1 January 2010	97,745	56,696	13,851	11,058	21,036	200,386
Reclassification	1,818	5,569	(168)	(7,219)	-	-
Additions	-	-	-	9	4,187	4,196
Disposals	(27)	(4)	-	(63)	-	(94)
Transfers	799	2,483	-	1,133	(4,415)	-
Reclassification to assets held-for-sale	(228)	-	-	(62)	(48)	(338)
Balance at 30 September 2010	100,107	64,744	13,683	4,856	20,760	204,150

Accumulated depreciation (including impairment)

	Buildings and constructions	Plant and equipment	Transmission networks	Other	Construction in progress	Total
Balance at 1 January 2009	-	-	-	-	-	-
Depreciation charge	(4,388)	(2,305)	(1,161)	(766)	-	(8,620)
Disposals	2	-	-	7	-	9
Impairment loss	(1,967)	-	-	-	-	(1,967)
Elimination of accumulation depreciation	189	-	-	-	-	189
Balance at 30 September 2009	(6,164)	(2,305)	(1,161)	(759)	-	(10,389)
Balance at 1 January 2010	(6,286)	(3,310)	(1,552)	(1,934)	(253)	(13,335)
Reclassification	(143)	(401)	29	515	-	-
Depreciation charge	(4,497)	(2,863)	(1,165)	(590)	-	(9,115)
Disposals	2	1	-	10	-	13
Reclassification to assets held-for-sale	16	-	-	-	-	16
Impairment loss	(128)	-	-	-	-	(128)
Balance at 30 September 2010	(11,036)	(6,573)	(2,688)	(1,999)	(253)	(22,549)

MOSENERGO Group
Notes to Consolidated Interim Financial Statements
(in millions of Russian Roubles)

Net book value

	Buildings and constructions	Plant and equipment	Transmission networks	Other	Construction in progress	Total
At 1 January 2009	92,462	55,239	13,429	10,224	23,953	195,307
At 30 September 2009	91,387	53,311	12,691	10,362	20,566	188,317
At 1 January 2010	91,459	53,386	12,299	9,124	20,783	187,051
At 30 September 2010	89,071	58,171	10,995	2,857	20,507	181,601

Net book value had no revaluation taken place

	Buildings and constructions	Plant and equipment	Transmission networks	Other	Construction in progress	Total
At 1 January 2009	44,811	26,300	6,394	4,869	11,407	93,781
At 30 September 2009	47,383	24,373	5,655	5,007	8,020	90,438
At 1 January 2010	32,981	32,734	2,594	7,879	19,099	95,287
At 30 September 2010	33,316	37,559	2,322	2,582	15,808	91,587

Borrowing costs of RR 1,239 million and RR 2,008 million for the nine months ended 30 September 2010 and 30 September 2009, respectively, are capitalised in additions above. Capitalisation rates of 7.55% and 9.75% for the nine months ended 30 September 2010 and 30 September 2009, respectively, were used to determine the amount of borrowing costs eligible for capitalization representing the weighted average of the borrowing costs applicable to the borrowings of the Group that are outstanding during the period

(a) Revaluation

The Group changed its accounting policy in respect of property, plant and equipment measurement from cost model to revaluation model starting from 1 January 2007 in order to provide users of the financial statements with more reliable information about the value of the Group's property, plant and equipment.

In 2008 the Group contracted an independent appraiser to estimate the fair value of the Group's property, plant and equipment at 31 December 2008. The fair value of property, plant and equipment was determined to be RR 195,307 million.

The majority of the Group's property, plant and equipment is specialized in nature and is rarely sold on the open market other than as part of a continuing business. Except for office buildings, which were appraised on the basis of recent market transactions, the market for similar property, plant and equipment is not active in the Russian Federation and does not provide a sufficient number of sales of comparable property, plant and equipment for using a market-based approach for determining fair value. Under the income approach, the values of the property are delivered from the present value of future cash flows expected to be derived from the use and eventual sale of the property.

Consequently, the fair value of property, plant and equipment primarily was determined using depreciated replacement cost method or income approach. Depreciated replacement cost method considers the cost to reproduce or replace the property, plant and equipment, adjusted for physical, functional or economical depreciation and obsolescence.

The depreciated replacement cost was estimated based on internal sources, statistical data, catalogues and market data in respect of prices of construction companies and suppliers of equipment. The economic obsolescence was determined based on cash flow test results for each of 19 cash-generating units.

In addition to determination of the depreciated replacement cost, cash flow testing was conducted in order to assess the reasonableness of these values.

The following key assumptions were used in performing cash flow testing:

- 19 cash-generating units were identified;
- Cash flows were projected based on actual operating results and the 13-year business plan;
- The anticipated annual production growth included in cash flow projections was 3.5%;
- A discount rate of 16.63% was applied in determining the recoverable amount of the plants;

As a result of revaluation, the Group's equity increased by RR 56,358 million, comprising net increase in the carrying value of property, plant and equipment of RR 70,447 million and the related deferred tax of RR 14,089 million.

MOSENERGO Group
Notes to Consolidated Interim Financial Statements
(in millions of Russian Roubles)

Net increase in the carrying value of property, plant and equipment amounted to RR 67,004 million consisted of increase in amount of RR 79,181 million related to revaluation recognised within the other comprehensive income in amount of RR 77,744 million and recognised in the profit or loss in amount of RR 1,437 million and decrease of RR 12,177 million related to impairment charge out of which RR 7,297 million were recognised within the other comprehensive income and RR 4,880 million were recognised in the profit or loss.

In 2009 the Group determined that the carrying amount of property, plant and equipment does not differ materially from that which would be determined using fair value at the end of reporting period and, therefore, revaluation was not performed in 2009.

(b) Impairment test

The Group is in the process of disposing non-core assets included in property, plant and equipment, which were reclassified to the assets held for sale during the reporting period. Before transferring assets to the disposed group a valuation was obtained for such items and, resultantly, a decrease in fair value of RR 2,012 million was recognised in other comprehensive income for the year ended 31 December 2009 and RR 128 million for the nine months 2010.

At the end of each year the Group performs the impairment test and determines assets which should be impaired. At 31 December 2009 result of impairment test amounted to RR 973 million was recognised in the other comprehensive income in amount of RR 343 million and in the profit or loss in amount of RR 630 million.

For the purposes of impairment test the recoverable amount was determined as value in use and the following key assumptions were used:

- 21 cash-generating units were identified;
- Cash flows were projected based on actual operating results and the 12-year business plan;
- The anticipated annual production growth included in cash flow projections was 3.5%;
- A discount rate of 13.11% was applied in determining the recoverable amount of the plants.

(c) Leased assets

The Group leases production plant and equipment under a number of finance lease agreements. All leases provide the Group with the option to purchase the buildings and equipment at a beneficial price. The leased plant and equipment secures lease obligations (see Note 31). At 30 September 2010 and at 31 December 2009 the net carrying amount of leased plant was RR 321 million and RR 374 million, respectively.

Note 8. Investment property

	2010	2009
Balance at 1 January	1,020	4,552
Change in fair value	-	(1,534)
Transfer to assets held for sale	(63)	(1,538)
Balance at 30 September	957	1,480

The fair value of the Group's investment property at 31 December 2008 was determined to be RR 4,552 million by the independent appraiser. Primarily items of investment property were appraised on the basis of recent market transactions. When no quoted market prices are available, the fair value of investment property was determined using income approach.

The fair value of the Group's investment property at 30 September 2010 was determined to be RR 957 million (31 December 2009: RR 1,020 million) and based on the market trends for the year 2010.

Rental income for the three and nine months ended 30 September 2010 and for the three and nine months ended 30 September 2009 amounted to RR 37 million and RR 75 million, RR 119 million and RR 311 million respectively, was recognised in the interim consolidated statement of comprehensive income in other revenue.

Where the Group is the lessor, the future minimum lease payments receivable under non-cancellable operating leases are as follows:

MOSENERGO Group
Notes to Consolidated Interim Financial Statements
(in millions of Russian Roubles)

	30 September 2010	31 December 2009
Less than one year	121	81
Between one and five years	-	-
More than five years	-	-
Total	121	81

Note 9. Disposal group classified as held for sale

During the reporting period the Company's Board of Directors made the decision to withdraw from the shareholding of OJSC "TEK Mosenergo". As a result OJSC "Mosenergo" reclassified assets and liabilities of OJSC "TEK Mosenergo" to disposal group classified as held-for-sale.

At 30 September 2010 the Company keeps on possessing the disposal group comprised assets of RR 8,698 million less liabilities of RR 7,576 million. The Company envisages selling its real estate portfolio and OJSC "TEK Mosenergo" in the fourth quarter 2010 (see Note 34).

(a) Assets classified as held for sale

	30 September 2010	31 December 2009
Property, plant and equipment	461	237
Investment property	347	371
Assets held for sale (OJSC "TEK Mosenergo")	7,890	-
Total	8,698	608

(b) Liabilities classified as held for sale

	30 September 2010	31 December 2009
Deferred tax liabilities	139	92
Liabilities held for sale (OJSC "TEK Mosenergo")	7,437	-
Total	7,576	92

Note 10. Inventories

	30 September 2010	31 December 2009
Fuel	4,538	2,768
Raw materials and consumables	1,821	1,707
Other inventories	82	66
Total	6,441	4,541

Raw materials and consumables are stated net of a provision for obsolete inventory amounted to RR 37 million and RR 23 million at 30 September 2010 and 31 December 2009, respectively. The write-downs and reversals are included in other operating expenses.

Inventories held by the Company are not subject to any retention of title clauses.

Note 11. Investments

	30 September 2010	31 December 2009
Loans given to CJSC "Gazenergoprom-Invest"	12,587	12,130
Call deposits placed in OJSC "AB "Russia"	2,440	-
Other investments	-	41
Total	15,027	12,171

Investments have nominal interest rate of 8.3% (31 December 2009: 8.3%).

The other call deposits have nominal interest rate of 4.87%.

MOSENERGO Group
Notes to Consolidated Interim Financial Statements
(in millions of Russian Roubles)

The Group's exposure to credit, currency and interest risks related to investments is disclosed in Note 30.

Note 12. Trade and other receivables

	30 September 2010	31 December 2009
Trade receivables	7,674	14,419
Other receivables	2,707	2,526
Financial assets	10,381	16,945
Advances to suppliers and prepaid expenses	665	8,174
VAT recoverable	1,183	1,198
Taxes other than income tax prepaid	19	55
Other receivables	372	346
Total	12,620	26,718
Non-current assets	9	3,662
Current assets	12,611	23,056
Total	12,620	26,718

Trade receivables balances are recorded net of provision for impairment of RR 1,521 million and RR 1,314 million at 30 September 2010 and 31 December 2009, respectively.

Other receivables balances are recorded net of provision for impairment of RR 283 million and RR 276 million at 30 September 2010 and 31 December 2009, respectively.

The Group's exposure to credit and currency risks and impairment losses related to trade and other receivables is disclosed in Note 30.

Note 13. Other assets

	30 September 2010	31 December 2009
Other non-current assets		
Intangible assets	434	523
Available-for-sale financial assets	64	256
Investments in equity accounted investees	6	5
Other non-current assets	41	65
Total	545	849
Other current assets		
Constructed assets financed by the government of Moscow city	523	523
Other current assets	1,229	1,149
Total	1,752	1,672

Since June 2005 the Group was engaged in the construction of the power substation further to be jointly used by the Group and the government of Moscow city. Construction of the power substation is jointly financed and shall be distributed between the parties involved upon completion. Included in other payables and accrued expenses liability to the government of Moscow city amounted to RR 523 million.

Note 14. Cash and cash equivalents

	30 September 2010	31 December 2009
Bank balances	3,997	2,267
Call deposits	3,738	-
Total	7,735	2,267

Call deposits are qualified as cash equivalents as original maturity of the deposits is three months or less from the date

MOSENERGO Group
Notes to Consolidated Interim Financial Statements
(in millions of Russian Roubles)

of acquisition.

Information in respect of call deposits and applicable interest rate is as follows:

Bank	30 September 2010		31 December 2009	
	%	Balances	%	Balances
OJSC "AB "Russia"	4.87	3,738	-	-

Note 15. Equity

(a) Share capital and share premium

At 30 September 2010 the authorised share capital comprised 39,749,359,700 ordinary shares (31 December 2009: 39,749,359,700) of RR 1.00 par value each. All issued shares are fully paid.

The holders of ordinary shares are entitled to receive dividends as declared from time to time and are entitled to one vote per share at meetings of the Company. In respect of the Company's shares that are held by the Group (see below), all rights are suspended until those shares are reissued.

Share premium amounted to RR 49,213 million represents excess of the cash proceeds from the issue of share capital over its par value net of the transaction costs amounted to RR 7 million.

(b) Treasury stock

Treasury stock represents cost of Company's shares held by the Group. At 31 December 2008 the Group held 163,904,251 of the Company's own shares. Within the period from 15 April 2009 to 27 April 2009 the Group came to the decision to sell 23,674,800 shares. Proceeds from the sale amounted to RR 34 million.

Thus the treasury stock at 31 December 2009 and at 30 September 2010 amounted to RR 871 million.

No decisions regarding further operations with treasury stock were made by the Company's management.

(c) Reserves

At 30 September 2010 reserves composed of the revaluation of available-for-sale financial assets in amount of RR 8 million (31 December 2009: RR 30 million) and the revaluation reserve relates to the revaluation of property, plant and equipment in amount of RR 86,612 million (31 December 2009: RR 86,716 million).

(d) Dividends

In June 2009 the general shareholders' meeting approved the decision not to distribute profit for fiscal 2008.

In June 2010 the general shareholders meeting made the decision to pay dividends for the result of financial year 2009. The amount of declared dividends on the issuer's shares was RR 0.01262335 per share, total amount of dividends is RR 500 million.

Note 16. Borrowings

The note provides information about the contractual terms of the Group's interest-bearing borrowings, which are measured at amortized cost.

	30 September 2010	31 December 2009
Non-current borrowings		
Unsecured bond issues	9,783	14,412
Unsecured bank loans	2,095	2,263
Total	11,878	16,675
Current borrowings and current portion of non-current borrowings		
Current portion of unsecured bond issues	4,629	2,000
Current portion of unsecured bank loans	83	-
Notes	94	90
Total	4,806	2,090

MOSENERGO Group
Notes to Consolidated Interim Financial Statements
(in millions of Russian Roubles)

(a) *Terms and debt repayment schedule*

Terms and conditions of outstanding liabilities are as follows:

	Currency	Nominal interest rate	Year of maturity	30 September 2010		31 December 2009	
				Face value	Carrying amount	Face value	Carrying amount
Unsecured bank loans				3,131	2,178	3,281	2,263
Credit Agricol CIB Deutschland	EURO	7.2%	2014	1,033	975	1,084	1,017
Credit Agricol CIB Deutschland	EURO	EURIBOR6M+ 2.95%	2025	131	-	133	-
BNP Paribas	EURO	EURIBOR6M+ 2%	2023	1,967	1,203	2,064	1,246
Unsecured bond issues				14,412	14,412	16,412	16,412
Unsecured bond issue #1	Russian Roubles	12.50%	2011	4,629	4,629	4,629	4,629
Unsecured bond issue #2	Russian Roubles	7.65%	2016	4,783	4,783	4,783	4,783
Unsecured bond issue #3	Russian Roubles	10.25%	2014	5,000	5,000	5,000	5,000
Unsecured bonds BO-02	Russian Roubles	11.45%	2010	-	-	2,000	2,000
Notes				95	94	95	90
OJSC "Mezhtopenergobank"	Russian Roubles	free of interest	2010	95	94	95	90
Total				17,638	16,684	19,788	18,765

Note 17. Employee benefits

The Company sponsors a post-employment and other long-term benefit program that covers the majority of the Company's employees. The plan was changed in July 2008 and since this date principally consists of a defined contribution plan enabling employees to contribute a portion of their salary to the plan and equivalent portion of contribution from the Company. The plan is administrated by non-state pension fund.

To be entitled for participation in this new defined contribution pension plan an employee should meet certain age and past service requirements. Maximum possible amount of employer's contribution is limited and depends on employee's position in the Company.

In addition to defined contribution pension plan the Company maintains several plans of a defined benefit nature which are provided in accordance with collective bargaining agreement. The main benefits provided under this agreement are lump sum upon retirement and jubilee benefits.

A new collective employment agreement came into force since 1 January 2010. There were no significant changes in comparison with previous one were introduced by this new agreement.

During the nine months ended 30 September 2010 the Company continues implementing restructuring programme which resulted in redundancies recognised as a curtailment. Compensations for redundancies paid by the Company for the three and nine months ended 30 September 2010 and for the three and nine months ended 30 September 2009 amounted to RR 48 million and 529 million, RR 126 million and RR 172 million, respectively, were recognised in the consolidated statement of comprehensive income in personal expenses.

	30 September 2010	31 December 2009
Present value of unfunded obligations	428	489
Recognised liability for defined benefit obligations	428	489
Unrecognised actuarial (losses)/gains	(32)	7
Unrecognised past service cost	(89)	(129)
Net liability recognised in balance sheet	307	367

MOSENERGO Group
Notes to Consolidated Interim Financial Statements
(in millions of Russian Roubles)

(a) Movement in the present value of the defined benefit obligations

	2010	2009
Defined benefit obligations at 1 January	489	482
Actuarial losses/(gains)	64	(129)
Interest on employee benefit obligations	32	48
Current service cost	15	18
Past service cost	-	240
Benefits paid	(51)	(26)
Effect of curtailment and settlement	(121)	(63)
Defined benefit obligations at 30 September	428	570

(b) Expenses recognised in profit or loss

	Three months ended 30 September 2010	Three months ended 30 September 2009	Nine months ended 30 September 2010	Nine months ended 30 September 2009
Termination benefits	48	126	529	172
Interest on employee benefit obligations	11	16	32	48
Net actuarial loss/(gain) recognised in period	(7)	55	15	22
Current service cost	5	6	15	18
Amortization of past service cost	4	4	13	13
Past service cost (immediate recognition)	-	-	-	73
Effect of curtailment and settlement	(29)	(48)	(84)	(63)
Total	32	159	520	283

(c) Actuarial assumptions

Principal actuarial assumptions (expressed as weighted averages) are as follows:

(i) Financial assumptions

	30 September 2010	31 December 2009
Discount rate	7.50%	9.00%
Inflation rate	6.00%	6.50%
Future salary increases	7.50%	8.00%
Future pension increase	6.00%	6.50%

(ii) Demographic assumptions

Withdrawal rates assumption is as follows: expected staff turnover rates vary depending on employee past service in range from 17% pa for employees with 1 year of past service to around 6% pa for those who have 5 or more years of service. Similar withdrawal rates were used at 31 December 2009.

Retirement ages assumption is as follows: average retirement ages are 62 years for men and 59 years for women comparing with 61.5 and 59 years for men and women respectively used at 30 September 2010 and 31 December 2009.

Mortality table: Russian urban population mortality table 1986-87.

(d) Historical information

	30 September 2010	31 December 2009
Present value of the defined benefit obligation	428	489
Deficit in the plan	428	489
Experience adjustments arising on plan liabilities	33	62

MOSENERGO Group
Notes to Consolidated Interim Financial Statements
(in millions of Russian Roubles)

Note 18. Trade and other payables

	30 September 2010	31 December 2009
Trade payables	4,809	7,638
Other payables	2,855	4,095
Financial liabilities	7,664	11,733
Advances received	2,652	5,867
Other payable	1,227	857
Total	11,543	18,457
Non-current liabilities	541	201
Current liabilities	11,002	18,256
Total	11,543	18,457

The Group's exposure to currency and liquidity risks related to trade and other payables is disclosed in Note 30

Note 19. Other taxes payable

	30 September 2010	31 December 2009
Property tax payable	605	689
Social taxes and contributions payable	181	306
VAT payable	159	603
Other taxes payable	71	51
Total	1,016	1,649

Note 20. Provisions

	2010	2009
Balance at 1 January	278	253
Provisions made during the period	209	48
Provisions used during the period	(227)	(160)
Provisions recovered during the period	-	(14)
Balance at 30 September	260	127
Non-current provision	-	-
Current provision	260	127
Total	260	127

In year 2008-2009 there was a claim against the Company from OJSC "MTK" regarding levy of interest for "use of other entity's funds" due to late payment as per contract on supply of heat energy and heat transfer in initial amount of RR 260 million. At 31 December 2008 the corresponding provision was made in amount of RR 112 million. In the first half of the year 2009 an amicable agreement with OJSC "MTK" was concluded and the corresponding provision was increased up to RR 160 million. In the third quarter 2009 the provision was used and the claim was settled.

At the end of the year 2009 the similar nature of issue as mentioned above claimed from OJSC "MTK" against the Company but in respect of another period of settlements. The new claim was initially amounted to RR 181 million and the corresponding provision was made in fourth quarter 2009 in amount of RR 59 million. In the first quarter 2010 an amicable agreement with OJSC "MTK" was concluded on amount of RR 145 million and the corresponding provision was increased up to RR 145 million. At the reporting date this claim was fully paid.

In the third quarter 2010 there was a claim against the Company from OJSC "MTK" regarding levy of interest for "use of other entity's funds" due to late payment as per contract on supply of heat energy and heat transfer in initial amount of RR 134 million. The amicable agreement with OJSC "MTK" was concluded on amount of RR 107 million and the corresponding provision was created for the amount of RR 107 million.

Starting from year 2008 and up to the date of these financial statements authorization there are four unsettled claims against the Company regarding levy of interests for "use of other entity's funds" due to late payments that occurred when

MOSENERGO Group
Notes to Consolidated Interim Financial Statements
(in millions of Russian Roubles)

changes to the LLC CB “Transinvestbank” Charter were found void. Total amount of the claims is RR 239 million. The Company’s management estimated probability of these claims settlement not in favor of the Company as highly probable. The outflow of economic benefits amounting to RR 120 million using the probability weights cash flow approach was determined by the Company’s management, at 31 December 2008 and continued to be the same at the reporting date.

At the end of the year 2009 there were 26 claims against the Company from OJSC “Mosenergosbyt” in respect of the account receivables redress in according to Agreement of Joint and several liability in total amount of RR 92 million. At 31 December 2009 the corresponding provision was made in full amount of claims. During nine months of the year 2010 OJSC “Mosenergo” settled 21 claims in total amount of RR 81 million. Accordingly, as at the reporting date the corresponding reserve in relation to 5 claims amounted to RR 11 million.

Note 21. Revenue

	Three months ended 30 September 2010	Three months ended 30 September 2009	Nine months ended 30 September 2010	Nine months ended 30 September 2009
Electricity	17,533	13,971	54,103	44,377
Heat	4,171	3,240	40,379	30,818
Other revenue	1,120	951	3,033	2,656
Total	22,824	18,162	97,515	77,851

Other revenue relates to rent, water usage, repair and maintenance services provided by the Group.

Approximately 7% and 6%, 4% and 9% of sales of electricity for the three and nine months ended 30 September 2010 and ended 30 September 2009, respectively, relates to resale of purchased electricity on wholesale market NOREM.

Note 22. Cost of materials

	Three months ended 30 September 2010	Three months ended 30 September 2009	Nine months ended 30 September 2010	Nine months ended 30 September 2009
Fuel expenses	12,720	9,192	48,993	34,459
Purchased heat and electricity	1,249	1,666	3,725	3,917
Water usage expenses	271	275	733	853
Other materials expenses	325	352	726	794
Total	14,565	11,485	54,177	40,023

Electricity is purchased mainly on wholesale electricity market.

Note 23. Other external supplies

	Three months ended 30 September 2010	Three months ended 30 September 2009	Nine months ended 30 September 2010	Nine months ended 30 September 2009
Electricity market administration fees	241	252	726	761
Security services	89	83	274	244
Cleaning services	56	69	200	134
Transport services	76	46	186	163
Connection services	20	93	63	256
Fire prevention services	18	22	58	66
Other services	146	113	345	256
Total	646	678	1,852	1,880

Electricity market administration fees include payments to OJSC “Administrator trgovoi sistemy” and CJSC “Centr finansovyyh raschetov” for arrangement of settlements between parties on electricity market and payments to OJSC “SO - CDU UES” for regulation of operations of generating assets of the Group.

MOSENERGO Group
Notes to Consolidated Interim Financial Statements
(in millions of Russian Roubles)

Note 24. Personnel expenses

	Three months ended 30 September 2010	Three months ended 30 September 2009	Nine months ended 30 September 2010	Nine months ended 30 September 2009
Wages and salaries	1,607	1,619	5,502	5,510
Payroll tax	147	350	1,138	1,231
Termination benefits	48	126	529	172
Personnel expenses from restructured operations	-	7	253	80
Voluntary medical insurance expenses	29	37	84	116
Net actuarial loss/(gain) recognised in period	(7)	55	15	22
Current service cost	5	6	15	18
Amortization of past service cost	4	4	13	13
Personnel training expenses	(12)	8	7	33
Past service cost (immediate recognition)	-	-	-	73
Total	1,821	2,212	7,556	7,268

Mosenergo Group average headcount totalled 10,469 and 13,667 at 30 September 2010 and 30 September 2009 respectively.

Note 25. Other operating expenses

	Three months ended 30 September 2010	Three months ended 30 September 2009	Nine months ended 30 September 2010	Nine months ended 30 September 2009
Rent payments	139	97	518	277
Legal, consulting and data processing services	117	280	405	711
Trade and other receivables impairment loss/(gain)	(198)	(151)	306	(164)
Maintenance of non-core and social assets	89	63	215	279
Insurance expenses	54	76	197	246
Software expenses	41	55	181	140
Impairment loss of available-for-sale financial assets	-	-	77	-
Fines and penalties related to contracts violations	54	4	75	44
Bank services	18	13	47	47
Safety arrangement and precautions	23	13	45	30
Environmental payments	17	20	33	39
Loss on disposal of bioassets	-	273	-	273
Legal rights registration expenses	-	9	-	22
Other miscellaneous	13	73	97	155
Total	367	825	2,196	2,099

Note 26. Other operating income

	Three months ended 30 September 2010	Three months ended 30 September 2009	Nine months ended 30 September 2010	Nine months ended 30 September 2009
Subsidies on the difference in tariffs for sales to the urban population	24	24	306	244
Effect of curtailment and settlement	29	48	84	63
Gain from disposal of assets held-for-sale	48	-	48	-
Derecognition of revaluation of available-for-sale financial assets	-	-	24	-
Gain/(loss) from disposal of property, plant and equipment	13	(31)	-	(94)
Gain from disposal of available-for-sale investments	-	-	8	-
Other miscellaneous	1	8	66	29
Total	115	49	536	242

Reimbursement from government of Moscow city represents cash paid to the Company to compensate the difference between tariffs set to the urban population and the tariffs of the Company.

MOSENERGO Group
Notes to Consolidated Interim Financial Statements
(in millions of Russian Roubles)

Note 27. Financial income and expenses

	Three months ended 30 September 2010	Three months ended 30 September 2009	Nine months ended 30 September 2010	Nine months ended 30 September 2009
Financial income				
Interest income	267	268	793	819
Foreign exchange gain/(loss)	(234)	(16)	169	31
Other interest income	342	86	837	236
Total	375	338	1,799	1,086
Financial expenses				
Interest expenses on borrowings	(403)	(479)	(1,239)	(2,008)
Lease expenses	(17)	(28)	(61)	(28)
Interest on employee benefit obligations	(11)	(16)	(32)	(48)
Foreign exchange (loss)/gain	7	23	(18)	(63)
Other interest expenses	1	(24)	(10)	(48)
Total	(423)	(524)	(1,360)	(2,195)
Less capitalized interest expenses on borrowings related to qualifying assets (Note 3,7)	403	479	1,239	2,008
Net financial expenses recognised in profit or loss	(20)	(45)	(121)	(187)
	Three months ended 30 September 2010	Three months ended 30 September 2009	Nine months ended 30 September 2010	Nine months ended 30 September 2009
Interest income	609	354	1,630	1,055
Interest expenses	(16)	(52)	(71)	(76)
Net interest	593	302	1,559	979

Net interest result by categories of assets and liabilities

	Three months ended 30 September 2010	Three months ended 30 September 2009	Nine months ended 30 September 2010	Nine months ended 30 September 2009
Investments	486	311	1,397	862
Cash and cash equivalents	123	43	233	193
Liabilities carried at amortised cost	(16)	(52)	(71)	(76)
Total	593	302	1,559	979

Note 28. Income tax

(a) Income tax

The applicable tax rate of the Group is the income tax rate of 20% (for the nine months ended 30 September 2009: 20%).

	Three months ended 30 September 2010	Three months ended 30 September 2009	Nine months ended 30 September 2010	Nine months ended 30 September 2009
Current tax expense				
Current year	240	177	(849)	(995)
Over provided in prior periods	(5)	119	(5)	284
Deferred tax (expense)/benefit				
Origination and reversal of temporary differences	(31)	(711)	17	(538)
Income tax (expense)/benefit	204	(415)	(837)	(1,249)

MOSENERGO Group
Notes to Consolidated Interim Financial Statements
(in millions of Russian Roubles)

Reconciliation of effective tax rate is as follows:

	Three months ended 30 September 2010	Three months ended 30 September 2009	Nine months ended 30 September 2010	Nine months ended 30 September 2009
Profit/(loss) before income tax	(1,043)	(2,281)	4,235	2,345
Income tax at applicable tax rate	207	229	(848)	(468)
Non-deductible / non-taxable items	2	(763)	16	(1,065)
Over provided in prior periods	(5)	119	(5)	284
Income tax (expense)/benefit	204	(415)	(837)	(1,249)

(b) Tax effects of components of other comprehensive income

	Three months ended 30 September 2010			Nine months ended 30 September 2010		
	Before tax	Tax charge	After tax	Before tax	Tax charge	After tax
Impairment loss on property, plant and equipment	(128)	26	(102)	(128)	26	(102)
Derecognition of revaluation of available -for- sale financial asset	-	-	-	(24)	-	(24)
Total	(128)	26	(102)	(152)	26	(126)

	Three months ended 30 September 2009			Nine months ended 30 September 2009		
	Before tax	Tax charge	After tax	Before tax	Tax charge	After tax
Impairment loss on property, plant and equipment	(827)	166	(661)	(1,967)	394	(1,573)
Revaluation of available -for- sale financial assets	(8)	-	(8)	26	-	26
Total	(835)	166	(669)	(1,941)	394	(1,547)

(c) Deferred income tax

Recognised deferred tax assets and liabilities are as follows:

	Assets		Liabilities		Net	
	30 September 2010	30 September 2009	30 September 2010	30 September 2009	30 September 2010	30 September 2009
Property, plant and equipment	-	-	(24,905)	(26,219)	(24,905)	(26,219)
Investment property	-	-	(39)	(145)	(39)	(145)
Trade and other receivables	18	56	-	-	18	56
Investments	36	-	-	-	36	-
Assets classified as held for sale	-	-	(139)	-	(139)	-
Employee benefits	61	114	-	-	61	114
Provisions	51	25	-	-	51	25
Trade and other payables	146	237	-	-	146	237
Borrowings	-	-	(190)	-	(190)	-
Taxes payable	-	113	-	-	-	113
Other	38	74	(50)	(70)	(12)	4
Total	350	619	(25,323)	(26,434)	(24,973)	(25,815)

Movements in deferred income tax during nine months ended 30 September 2009 and nine months ended 30 September 2010 are as follows:

MOSENERGO Group
Notes to Consolidated Interim Financial Statements
(in millions of Russian Roubles)

	31 December 2008	Recognised in income	Recognized in equity	Reclassification	30 September 2009
Property, plant and equipment	(25,705)	(1,228)	394	320	(26,219)
Investment property	(656)	302	-	209	(145)
Trade and other receivables	(33)	89	-	-	56
Employee benefits	97	17	-	-	114
Provisions	51	(26)	-	-	25
Trade and other payables	114	123	-	-	237
Taxes payable	17	96	-	-	113
Other	7	85	-	(88)	4
Итого	(26,108)	(538)	394	441	(25,815)

	31 December 2009	Recognised in income	Recognized in equity	Reclassification	30 September 2010
Property, plant and equipment	(25,343)	412	26	-	(24,905)
Investment property	(49)	10	-	-	(39)
Trade and other receivables	202	(184)	-	-	18
Assets classified as held for sale	(92)	(47)	-	-	(139)
Employee benefits	73	(12)	-	-	61
Provisions	56	(5)	-	-	51
Trade and other payables	158	(12)	-	-	146
Investments	128	(92)	-	-	36
Borrowings	(205)	15	-	-	(190)
Other	56	(68)	-	-	(12)
Total	(25,016)	17	26	-	(24,973)

Note 29. Earnings per share

The calculation of basic earnings per share was based on the profit attributable to ordinary shareholders and weighted average number of ordinary shares outstanding, calculated as follows:

	Three months ended 30 September 2010	Three months ended 30 September 2009	Nine months ended 30 September 2010	Nine months ended 30 September 2009
Issued shares	39,749,360	39,749,360	39,749,360	39,749,360
Effect of own shares held	(140,229)	(96,163)	(140,229)	(149,793)
Weighted average number of ordinary shares (thousands)	39,609,131	39,653,197	39,609,131	39,599,567

The following is a reconciliation of the profit attributable to ordinary shareholders:

	Three months ended 30 September 2010	Three months ended 30 September 2009	Nine months ended 30 September 2010	Nine months ended 30 September 2009
Weighted average number of ordinary shares issued (thousands)	39,609,131	39,653,197	39,609,131	39,599,567
Profit/(loss) for the period	(839)	(2,696)	3,398	1,096
Profit/(loss) per ordinary share (basic and diluted) (in Russian Roubles)	(0.02)	(0.07)	0.09	0.03

MOSENERGO Group
Notes to Consolidated Interim Financial Statements
(in millions of Russian Roubles)

Note 30. Financial instruments

(a) *Credit risk*

(i) *Exposure to credit risk*

The carrying amount of financial assets represents the maximum credit exposure. The maximum exposure to credit risk at the reporting date was:

	Carrying amount	
	30 September 2010	31 December 2009
Held-to-maturity investments	15,027	12,130
Investments (Note 11)	15,027	12,130
Loans and receivables	10,381	16,986
Trade and other receivables (Note 12)	10,381	16,945
Investments (Note 11)	-	41
Available-for-sale financial assets	64	256
Other non-current assets (Note 13)	64	256
Cash and cash equivalents (Note 14)	7,735	2,267
Total financial assets	33,207	31,639

The maximum exposure to credit risk for receivables at the reporting date by type of sales was:

	Carrying amount	
	30 September 2010	31 December 2009
Electricity	3,606	3,988
Heat	2,809	9,644
Other	3,966	3,313
Total	10,381	16,945

Debtors within two main classes of accounts receivable – electricity and heat – are quite homogenous regarding their credit quality and concentration of credit risk.

The account receivables of the Group are primarily comprised of a few, large, reputed, customers who purchase electricity and heat. Historical data, including payment history during the recent credit crisis, would suggest that the risk of default from such customers is very low.

The most important customer of the Group, CJSC “ZFR”, accounts for RR 3,036 million for the trade receivables carrying amount at 30 September 2010 (31 December 2009: RR 3,407 million).

(ii) *Impairment losses*

The aging of trade and other receivables at the reporting date was:

	30 September 2010		31 December 2009	
	Gross	Impairment	Gross	Impairment
Not past due	6,125	-	11,092	-
Past due 0-30 days	2,089	-	2,917	-
Past due 31-120 days	373	-	349	-
Past due 121-365 days	1,483	-	1,400	-
More than one year	2,115	1,804	2,777	1,590
Total	12,185	1,804	18,535	1,590

The movement in the allowance for impairment in respect of trade and other receivables during the year was as follows:

	2010	2009
Balance at 1 January	1,590	1,765
Impairment loss recognised/(reversed) during the period	306	(164)
Allowance used during the period	(92)	(3)
Balance at 30 September	1,804	1,598

MOSENERGO Group
Notes to Consolidated Interim Financial Statements
(in millions of Russian Roubles)

The impairment allowance at 30 September 2010 of RR 1,804 million (31 December 2009: RR 1,590 million) relates to the customers that were declared bankrupt or had significant liquidity problems during the reporting period.

Based on historic default rates, the Group believes that no impairment allowance is necessary in respect of trade receivables not past due or past due by up to 365 days; 86.06 percent of the balance (at 31 December 2009: 85.02 percent), which includes the amount owed by the most significant customer of the Group (see above), relates to customers that have a good track record with the Group.

The allowance accounts in respect of trade receivables are used to record impairment losses unless the Group is satisfied that no recovery of the amount owing is possible; at that point the amount is considered irrecoverable and written off against the financial asset directly.

(iii) Credit risk related to the Group's cash in banks

All bank balances are neither past due nor impaired. Analysis by credit quality of bank balances is as follows:

Name of the bank	Rating agency	Rating	30 September 2010	Rating	31 December 2009
OJSC "AB "Russia"	Moody's Interfax	Baa1.ru	3,756	Aa3.ru	262
OJSC "Gazprombank"	Standar & Poor's	ruAA	3,189	ruAA	1,543
OJSC "Alfa-Bank"	Fitch Ratings	AA-(rus)	785	A+(rus)	29
OJSC "Sberbank" RF	Moody's Interfax	Aaa.ru	2	Aaa.ru	47
OJSC "Bank of Moscow"	Fitch Ratings	AA+(rus)	-	AA+(rus)	382
Other	-	-	3	-	4
Total			7,735		2,267

The Company pursues the policy of cooperation with a number of the first-rate banks, which is approved by the Board of Directors.

(b) Liquidity risk

The following are the contractual maturities of financial liabilities, including estimated interest payments at 30 September 2010:

	Carrying amount	Contractual cash flows	0-6 mths	6-12 mths	1-2 yrs	2-3 yrs	3-4 yrs	4-5 yrs	Over 5 yrs
Non-derivative financial liabilities									
Unsecured bank loans	2,178	3,840	39	161	665	784	602	219	1,370
Unsecured bond issues	14,412	16,815	727	5,356	5,476	5,256	-	-	-
Notes	94	95	95	-	-	-	-	-	-
Trade and other payables	7,664	7,664	7,664	-	-	-	-	-	-
Total	24,348	28,414	8,525	5,517	6,141	6,040	602	219	1,370

The following are the contractual maturities of financial liabilities, including estimated interest payments at 31 December 2009:

	Carrying amount	Contractual cash flows	0-6 mths	6-12 mths	1-2 yrs	2-3 yrs	3-4 yrs	4-5 yrs	Over 5 yrs
Non-derivative financial liabilities									
Unsecured bank loans	2,263	4,049	71	72	499	656	773	410	1,568
Unsecured bond issues	16,412	20,240	841	2,841	6,082	10,476	-	-	-
Notes	90	95	-	95	-	-	-	-	-
Trade and other payables	11,733	11,733	11,733	-	-	-	-	-	-
Total	30,498	36,117	12,645	3,008	6,581	11,132	773	410	1,568

All of the Group's financial liabilities are carried at amortized cost

MOSENERGO Group
Notes to Consolidated Interim Financial Statements
(in millions of Russian Roubles)

(c) *Currency risk*

(i) *Exposure to currency risk*

	30 September 2010	31 December 2009
	EURO-denominated	EURO-denominated
Unsecured bank loans	(2,178)	(2,263)
Gross balance sheet exposure	(2,178)	(2,263)
Estimated forecasted interest expenses	(76)	(11)
Gross exposure	(76)	(11)
Net exposure	(2,254)	(2,274)

The following significant exchange rates applied during the period:

	Average rate		Reporting date spot rate	
	30 September 2010	31 December 2009	30 September 2010	31 December 2009
EURO 1	39.8060	44.1299	41.3481	43.3883

(ii) *Sensitivity analysis*

A 10% strengthening of the RR against EUR at 30 September 2010 would have increased equity and profit or loss by the amounts shown below. This analysis assumes that all other variables, in particular interest rates, remain constant. The analysis is performed on the same basis for 31 December 2009.

	30 September 2010	31 December 2009
EURO	221	214

A 10% weakening of the RR against the EUR at 30 September 2010 would have had the equal but opposite effect on the above currencies to the amounts shown above, on the basis that all other variables remain constant.

The actual decrease in the average exchange rates for the year ended 30 September 2010 was approximately 10% for the EURO, although the difference between the two actual extremes in the reported period was approximately 16% (31 December 2009: 14%).

(d) *Interest rate risk*

(i) *Profile*

At the reporting date the interest rate profile of the Group's interest-bearing financial instruments was:

	Carrying amount	
	30 September 2010	31 December 2009
Fixed rate instruments		
Financial assets (Note 11, 12, 13 and 14)	33,207	31,639
Financial liabilities (Note 16,18)	(23,145)	(29,252)
Total	10,062	2,387
Variable rate instruments		
Financial liabilities (Note 16)	(1,203)	(1,246)
Total	(1,203)	(1,246)

(ii) *Fair value sensitivity analysis for fixed rate instruments*

The Group does not account for any fixed rate financial assets and liabilities at fair value through profit or loss, and the Group does not designate derivatives (interest rate swaps) as hedging instruments under a fair value hedge accounting model. Therefore a change in interest rates at the reporting date would not affect profit or loss.

MOSENERGO Group
Notes to Consolidated Interim Financial Statements
(in millions of Russian Roubles)

(iii) Cash flow sensitivity analysis for variable rate instruments

A change of 100 basis points in interest rates at the reporting date would have increased (decreased) profit or loss by the amounts shown below. This analysis assumes that all other variables, in particular foreign currency rates, remain constant. The analysis is performed on the same basis for 31 December 2009.

	30 September 2010		31 December 2009	
	100 bp increase	100 bp decrease	100 bp increase	100 bp decrease
Variable rate instruments	(14.2)	14.2	(77.8)	77.8
Cash flow sensitivity (net)	(14.2)	14.2	(77.8)	77.8

(e) Fair values

The management believes that the fair value of the Group's financial assets and liabilities approximates their carrying amounts:

	30 September 2010		31 December 2009	
	Carrying amount	Fair value	Carrying amount	Fair value
Investments (Note 11)	15,027	15,027	12,171	12,171
Trade and other receivables (Note 12)	10,381	10,381	16,945	16,945
Cash and cash equivalents (Note 14)	7,735	7,735	2,267	2,267
Available-for-sale financial assets (Note 13)	64	64	256	256
Unsecured bank loans (Note 16)	(2,178)	(2,178)	(2,263)	(2,263)
Unsecured bond issues (Note 16)	(14,412)	(15,211)	(16,412)	(16,612)
Notes (Note 16)	(94)	(94)	(90)	(90)
Trade and other payables (Note 18)	(7,664)	(7,664)	(11,733)	(11,733)

The basis for determining fair values is disclosed in Note 4.

The interest rates used to discount estimated cash flows, where applicable, are based on the government yield curve at the reporting date plus an adequate credit spread, were as follows:

	30 September 2010	31 December 2009
Borrowings	11.8	13.1

Note 31. Leases

(a) Operating leases

Operating leases refer mainly to long-term rental agreements for land rent where generation facilities of the Group are located. The leases typically run for a periods from 5 to 45 years with an option to renew the lease. During the three and the nine months ended 30 September 2010 and the three and nine months ended 30 September 2009 operating lease expenses in amount of RR 139 million, RR 518 million, RR 97 million, RR 271 million respectively were recognised in profit or loss.

Non-cancellable operating lease rentals are payable as follows:

	30 September 2010	31 December 2009
Less than one year	394	366
Between one and five years	1,521	1,363
More than five years	8,977	8,619
Total	10,892	10,348

MOSENERGO Group
Notes to Consolidated Interim Financial Statements
(in millions of Russian Roubles)

(b) Finance leases

Finance lease rentals are payable as follows (see Note 7):

	30 September 2010			31 December 2009		
	Future minimum lease payments	Interest	Present value of minimum lease payments	Future minimum lease payments	Interest	Present value of minimum lease payments
Less than one year	163	29	134	297	77	220
Between one and five years	31	6	25	122	19	103
More than five years	-	-	-	-	-	-
Total	194	35	159	419	96	323

The imputed finance expense on the liability was determined based on Group's incremental borrowing rate (3%).

Note 32. Commitments and contingencies

(a) Capital commitments

At 30 September 2010 the Group was involved in a number of contracts for construction and purchase of property, plant and equipment for RR 24,707 million (at 31 December 2009: RR 13,643 million).

(b) Taxation environment

The taxation systems in the Russian Federation are relatively new and are characterized by numerous taxes and frequently changing legislation, which is often unclear, contradictory, and subject to interpretation. Often, differing interpretations exist among different tax authorities within the same jurisdictions and among taxing authorities in different jurisdictions. Taxes are subject to review and investigation by a number of authorities, which are enabled by law to impose severe fines, penalties and interest charges. In the Russian Federation a tax year remains open for review by the tax authorities during the three subsequent calendar years; however, under certain circumstances a tax year may remain open longer. Recent events within the Russian Federation suggest that the tax authorities are taking a more assertive position in their interpretation and enforcement of tax legislation.

Management believes that it has provided adequately for tax liabilities based on its interpretations of applicable Russian tax legislation, official pronouncements and court decisions. However, the interpretations of the relevant authorities could differ and the effect on these consolidated financial statements, if the authorities were successful in enforcing their interpretations, could be significant.

(c) Legal proceedings

The Group is a party in a number of legal proceedings arising in the ordinary course of business. This in particular includes legal actions and proceedings against the Company in connection with the acquisitions of the share in Transinvestbank in 2005.

There are unsettled claims against the Company from former participants of Transinvestbank in total amount of RR 1,131 million related to compensation of the market values of the Transinvestbank shares returned to the Company in the process of restitution.

Since the legal proceedings are subject to numerous uncertainties, their outcome cannot be ascertained, however management believes that there are no nonprovided claims outstanding, which would have a material adverse impact on the Group's operating results and financial position.

(d) Other Claims

According to the Act of Inspection of Moscow Regional energy commission, the Company was found in administrative violation in respect of application overpriced tariff on heat energy to private customers. Resultantly, exists the possibility of fine impose, which is limited by RR 191 million. The Company evaluate the probability of above mentioned penalties impose as low.

(e) Environmental liabilities

Environmental regulations are currently in the process of development in the Russian Federation. Group evaluates on a regular basis its obligations due to new and amended legislation. As liabilities in respect of environmental obligations can be measured, they are immediately recognised in profit or loss. Currently the likelihood and amount of potential environmental liabilities cannot be estimated reliably but could be material. However, management believes that under

MOSENERGO Group
Notes to Consolidated Interim Financial Statements
(in millions of Russian Roubles)

existing legislation there are no significant underscored liabilities or contingencies, which could have a materially adverse effect on the operating results or financial position of the Group.

(f) Insurance

The insurance industry in the Russian Federation is in a developing stage and many forms of insurance protection common in other parts of the world are not generally available. Management believes that the Group has adequate property damage coverage for its main production assets. The Group does not have full coverage for business interruption and third party liability. Until the Group obtains adequate insurance coverage, there is a risk that the loss from business interruption and third party liability could have a material adverse effect on the Group's operations and financial position.

(g) Guarantees

The Group has issued direct guarantees to third parties which require the Group to make contingent payments based on the occurrence of certain events consisting primarily of guarantees for mortgages of Group employees amounted to RR 238 million as of 30 September 2010 (31 December 2009: RR 296 million).

Note 33. Operating segments

The chief operating decision-maker has been identified as the Board of Directors and Chief Executive Officer. The decision-maker reviews the Group's internal reporting in order to assess performance and allocate resources. The Group has determined the operating segments based on these reports to be individual power generating units.

The decision-maker assesses the operating performance of these individual power generating units based on their gross margin which is calculated as revenue less directly attributable costs. Interest income and expenditure are not allocated to this measure as these are central costs of the Group. Other information provided to the decision-maker is measured in a manner consistent with that in the financial statements.

The operating segments are aggregated into two primary reporting segments; electricity and heat. Despite of the fact that there are modernized and unmodernized power generating units amongst operating segments which show significantly different gross margins, this aggregation is premised on the identical nature of their products, production process, the class of customers, the methods used to distribute their products and the nature of the regulatory environment. This aggregation results from the similar economic characteristics, over the long run, of these two distinct outputs.

Other services and products sold by the Group mainly include rent services, feed water sales, agricultural products, and maintenance services. These are not included within the reportable operating segments. The results of these operations are included in the "all other segments" column.

Taxes balances and available-for-sale financial assets are not considered to be segment assets but rather are managed by the central function. These are part of the reconciliation to total consolidated balance sheet assets.

(a) Segment information

The segment information for the nine months ended 30 September 2010 and at 30 September 2010 is as follows:

	Note	Electricity	Heat	All other segments	Total
Revenue from external customers	21	54,103	40,379	3,033	97,515
Expenses:					
Fuel and water usage expenses	22	(49,726)	-	-	(49,726)
Purchase heat	22	-	(446)	-	(446)
Purchase electricity	22	(3,279)	-	-	(3,279)
Heat transmission		-	(15,830)	-	(15,830)
Gross margin		1,098	24,103	3,033	28,234
Segment assets		193,718	13,021	34,476	241,215

MOSENERGO Group
Notes to Consolidated Interim Financial Statements
(in millions of Russian Roubles)

The segment information for the nine months ended 30 September 2009 and at 31 December 2009 is as follows:

	Note	Electricity	Heat	All other segments	Total
Revenue from external customers	21	44,377	30,818	2,656	77,851
Expenses:					
Fuel and water usage expenses	22	(35,312)	-	-	(35,312)
Purchase heat	22	-	(205)	-	(205)
Purchase electricity	22	(3,712)	-	-	(3,712)
Heat transmission		-	(11,766)	-	(11,766)
Gross margin		5,353	18,847	2,656	26,856
Segment assets		196,005	19,953	33,843	249,801

A reconciliation of adjusted gross margin to profit before tax provided as follows:

	Note	Three months ended 30 September 2010	Three months ended 30 September 2009	Nine months ended 30 September 2010	Nine months ended 30 September 2009
Gross margin for reportable segments		5,825	4,890	25,201	24,200
Other segments gross margin		1,120	951	3,033	2,656
Financial income	27	375	338	1,799	1,086
Other operating income	26	115	49	536	242
Loss on change in fair value of investment	8	-	-	-	(1,534)
Depreciation of property, plant and equipment	7	(3,112)	(2,831)	(9,115)	(8,620)
Personnel expenses	24	(1,821)	(2,212)	(7,556)	(7,268)
Maintenance and repairs expenses		(1,570)	(1,006)	(2,812)	(1,792)
Other operating expenses	25	(367)	(825)	(2,196)	(2,099)
Taxes other than income tax		(619)	(560)	(1,957)	(1,791)
Other external supplies	23	(646)	(678)	(1,852)	(1,880)
Cost of materials	22	(325)	(352)	(726)	(794)
Financial expenses	27	(20)	(45)	(121)	(187)
Income from affiliates investment disposal		-	-	-	124
Share of profit of equity accounted investees		2	-	1	2
Profit/(loss) before income tax		(1,043)	(2,281)	4,235	2,345

(b) Reportable segments' assets

The amounts provided to the decision makers with respect to total assets are measured in a manner consistent with that of the financial statements. These assets are allocated based on the operations of the segment and the physical location of the asset.

Reportable segments' assets are reconciled to total assets as follows:

	Note	30 June 2010	31 December 2009
Segment assets		241,215	249,801
Unallocated:			
Assets held-for-sale	9	7,890	-
Income tax receivables		1,512	320
Available-for-sale investments	13	64	256
Taxes other than income tax prepaid	12	19	55
Total assets per the balance sheet		250,700	250,432

(c) Information about major customers

During the three and nine months ended 30 September 2010 there were certain external customers, revenues from transactions with whom exceeded 10% of the Group's revenues:

MOSENERGO Group
Notes to Consolidated Interim Financial Statements
(in millions of Russian Roubles)

- Revenue from OJSC “MOEK” for the three and nine months ended 30 September 2010 amounted to RR 3,365 million and RR 27,008 million, respectively. The revenue was obtained from sales of heat relating to heat segment.
- Revenue from CJSC “ZFR” for the three and nine months ended 30 September 2010 amounted to RR 13,262 million and RR 35,855 million, respectively. The revenue was obtained from sales of electricity and power relating to electricity segment.
- Revenue from OJSC “Mosenergosbyt” for the three and nine months ended 30 September 2010 amounted to RR 3,704 million and RR 15,835 million, respectively. The revenue was obtained from sales of electricity and power relating to electricity segment.

During the three and nine months ended 30 September 2009 there were certain external customers, revenues from transactions with whom exceeded 10% of the Group’s revenues:

- Revenue from OJSC “MOEK” for the three and nine months ended 30 September 2009 amounted to RR 2,373 million and RR 20,233 million, respectively. The revenue was obtained from sales of heat relating to heat segment.
- Revenue from CJSC “ZFR” for the three and nine months ended 30 September 2009 amounted to RR 3,677 million and RR 15,683 million, respectively. The revenue was obtained from sales of electricity and power relating to electricity segment.
- Revenue from OJSC “Mosenergosbyt” for the three and nine months ended 30 September 2009 amounted to RR 5,769 million and RR 22,022 million, respectively. The revenue was obtained from sales of electricity and power relating to electricity segment.

Note 34. Events after balance sheet date

(a) Investments

In October 2010 CJSC “Gazenergoprom-Invest” paid the loan in full amount (see Note 11).

(b) Disposal group classified as assets held-for-sale

In October 2010 the Company withdrew from the shareholding of OJSC “TEK Mosenergo” (see Note 9).