



**OJSC LEBEDYANSKY**

**INTERNATIONAL ACCOUNTING STANDARD No. 34  
CONSOLIDATED INTERIM CONDENSED  
FINANCIAL INFORMATION (UNAUDITED)  
AND REVIEW REPORT**

**FOR THE SIX MONTHS ENDED  
30 JUNE 2005**

## Contents

Review report of independent accountants

|  |   |
|--|---|
| Consolidated Interim Condensed Balance Sheet (UNAUDITED) .....                               | 1 |
| Consolidated Interim Condensed Statement of Income (UNAUDITED) .....                         | 2 |
| Consolidated Interim Condensed Statement of Cash Flows (UNAUDITED).....                      | 3 |
| Consolidated Interim Condensed Statement of Changes in Shareholders' Equity (UNAUDITED)..... | 4 |

Notes to the Consolidated Interim Condensed Financial Information (UNAUDITED)

|  |    |
|--|----|
| 1. Lebedyansky Group and its operations .....  | 5  |
| 2. Basis of preparation of the consolidated interim condensed financial information..... | 5  |
| 3. Summary of significant accounting policies .....                                      | 6  |
| 4. Inventories.....  | 9  |
| 5. Borrowings.....   | 10 |
| 6. Shareholders' equity.....   | 11 |
| 7. Share-based compensation .....  | 11 |
| 8. Earnings per share .....  | 11 |
| 9. Cost of sales .....   | 12 |
| 10. Selling and distribution costs .....   | 12 |
| 11. General and administrative expenses .....  | 13 |
| 12. Finance income/(Expenses).....   | 13 |
| 13. Balances and transactions with related parties .....                                 | 13 |
| 14. Property, plant and equipment .....  | 15 |
| 15. Contingencies, commitments and operating risks .....                                 | 15 |
| 16. Financial risks .....  | 16 |


**REVIEW REPORT OF INDEPENDENT ACCOUNTANTS  
TO THE SHAREHOLDERS AND BOARD OF DIRECTORS OF OJSC LEBEDYANSKY**

1. We have reviewed the accompanying consolidated interim condensed balance sheet of OJSC Lebedyansky and its subsidiaries (the "Group") as of 30 June 2005 and the related consolidated interim condensed statements of income, cash flows and changes in shareholders' equity for the six months then ended. This consolidated interim condensed financial information is the responsibility of the Group's management. Our responsibility is to issue a report on this consolidated interim condensed financial information based on our review.

2. We conducted our review in accordance with the International Standard on Review Engagements 2400. This Standard requires that we plan and perform the review to obtain moderate assurance about whether the consolidated interim condensed financial information is free of material misstatement. A review is limited primarily to inquiries of company personnel and analytical procedures applied to financial data and thus provides less assurance than an audit. We have not performed an audit and, accordingly, we do not express an audit opinion.

3. The Group has prepared consolidated interim condensed financial information for the first time for the six months ended 30 June 2005. The accompanying consolidated interim condensed statements of income, cash flow and changes in shareholders' equity and related notes do not include information for the comparative six month period ended 30 June 2004, as required by International Accounting Standard 34 "Interim Financial Reporting".

4. Based on our review, except for the absence of comparative information as described in paragraph 3, nothing has come to our attention that causes us to believe that the accompanying consolidated interim condensed financial information has not been properly prepared, in all material respects, in accordance with International Accounting Standard 34 "Interim Financial Reporting".



Moscow, Russian Federation  
29 August 2005

|   | Note       | 30 June 2005   | 31 December 2004 |
|---|------------|----------------|------------------|
| <b>ASSETS</b>   |            |                |                  |
| <b>Current assets:</b>  |            |                |                  |
| Cash and cash equivalents   |            | 9,792          | 1,400            |
| Financial assets at fair value through profit and loss                    |            | 385            | 730              |
| Accounts receivable and prepayments                                       |            | 68,629         | 56,078           |
| Inventories   | 4          | 43,173         | 42,087           |
| <b>Total current assets</b>   |            | <b>121,979</b> | <b>100,295</b>   |
| <b>Non-current assets:</b>  |            |                |                  |
| Property, plant and equipment   | 14, 15 (i) | 91,216         | 87,439           |
| Intangible assets   |            | 1,750          | 1,478            |
| Prepayment for assets under construction and equipment                    |            | 6,412          | 1,944            |
| <b>Total non-current assets</b>   |            | <b>99,378</b>  | <b>90,861</b>    |
| <b>Total assets</b>   |            | <b>221,357</b> | <b>191,156</b>   |
| <b>LIABILITIES &amp; SHAREHOLDERS' EQUITY</b>                             |            |                |                  |
| <b>Current liabilities:</b>   |            |                |                  |
| Accounts payable and accrued expenses                                     |            | 30,883         | 30,686           |
| Tax payable   |            | 3,310          | 1,417            |
| Finance leases payable  |            | 3,126          | 4,651            |
| Short-term borrowings   | 5          | 1,776          | 5,975            |
| Other current liabilities   |            | 2,116          | 2,186            |
| <b>Total current liabilities</b>  |            | <b>41,211</b>  | <b>44,915</b>    |
| <b>Non-current liabilities:</b>   |            |                |                  |
| Finance leases payable  |            | 7,089          | 8,979            |
| Long-term borrowings  | 5          | 7,012          | 7,160            |
| Government grants   |            | 65             | 78               |
| Deferred tax liability  |            | 5,475          | 5,335            |
| Other non-current liabilities   |            | 3,174          | 4,372            |
| <b>Total non-current liabilities</b>                                      |            | <b>22,815</b>  | <b>25,924</b>    |
| <b>Total liabilities</b>  |            | <b>64,026</b>  | <b>70,839</b>    |
| <b>Capital and reserves attributable to the Company's equity holders:</b> |            |                |                  |
| Share capital   |            | 434            | 449              |
| Share premium   |            | 33             | 34               |
| Treasury shares   |            | (4,367)        | -                |
| Share options   |            | 242            | -                |
| Cumulative translation adjustment   |            | 5,487          | 10,350           |
| Retained earnings   |            | 152,093        | 106,536          |
|   |            | <b>153,922</b> | <b>117,369</b>   |
| <b>Minority interest</b>  |            | <b>3,409</b>   | <b>2,948</b>     |
| <b>Total equity</b>   |            | <b>157,331</b> | <b>120,317</b>   |
| <b>Total liabilities and equity</b>                                       |            | <b>221,357</b> | <b>191,156</b>   |

Approved on behalf of the Board of Directors on 29 August 2005

\_\_\_\_\_  
M.B. Tavkazakov  
Executive Director

\_\_\_\_\_  
D.V. Glavnov  
Finance Director

**OJSC Lebedyansky**  
**Consolidated Interim Condensed Statement of Income (UNAUDITED)**  
**for the six months ended 30 June 2005**




*(all items are measured in Russian Roubles and presented in thousands of US Dollars (Note2), unless noted otherwise)*

|   | Note | Six months ended<br>30 June 2005 |
|---|------|----------------------------------|
| Sales   |      | 261,180                          |
| Cost of sales   | 9    | (147,299)                        |
| <b>Gross profit</b>   |      | <b>113,881</b>                   |
| Selling and distribution costs                                  | 10   | (39,178)                         |
| General and administrative expenses                             | 11   | (12,793)                         |
| Other operating expenses, net                                   |      | (143)                            |
| <b>Operating profit</b>   |      | <b>61,767</b>                    |
| Finance income, net   | 12   | 569                              |
| <b>Profit before income tax</b>                                 |      | <b>62,336</b>                    |
| Current income tax expense                                      |      | (15,869)                         |
| Deferred income tax expense                                     |      | (341)                            |
| <b>Profit for the period</b>                                    |      | <b>46,126</b>                    |
| <b>Attributable to:</b>   |      |                                  |
| Equity holders of the Company                                   |      | 45,557                           |
| Minority interest   |      | 569                              |
| Earnings per ordinary share – basic and diluted, US\$ per share | 8    | 2.24                             |

Approved on behalf of the Board of Directors on 29 August 2005

  
 \_\_\_\_\_  
 M.B. Tavkazakov  
 Executive Director

  
 \_\_\_\_\_  
 D.V. Glavnov  
 Finance Director


**OJSC Lebedyansky**  
**Consolidated Interim Condensed Statement of Cash Flows (UNAUDITED)**  
**for the six months ended 30 June 2005**


(all items are measured in Russian Roubles and presented in thousands of US Dollars (Note2), unless noted otherwise)



|   | Note  | Six months ended<br>30 June 2005 |
|---|-------|----------------------------------|
| <b>Cash flows from operating activities</b>   |       |                                  |
| Profit before income tax  |       | 62,336                           |
| Adjustments for:  |       |                                  |
| Expense for share option program  | 7     | 248                              |
| Depreciation  | 9, 11 | 5,599                            |
| Amortisation  | 9, 11 | 57                               |
| Provision for impairment of receivables   | 11    | 413                              |
| Allowance for obsolete inventory  |       | 38                               |
| Deferred income   |       | (1,084)                          |
| Loss on disposal of property, plant and equipment   |       | 19                               |
| Interest income, expense and finance lease charges  |       | 445                              |
| Effect of foreign exchange on non-operating balances  |       | (1,077)                          |
| <b>Operating cash flows before working capital changes</b>  |       | <b>66,994</b>                    |
| Increase in accounts receivables and prepayments  |       | (16,555)                         |
| Increase in inventories   |       | (2,539)                          |
| Decrease in accounts payable and accrued expenses   |       | (1,414)                          |
| Increase in taxes payable   |       | 103                              |
| <b>Cash provided from operations</b>  |       | <b>46,589</b>                    |
| Income taxes paid   |       | (12,551)                         |
| Interest paid   |       | (564)                            |
| <b>Net cash provided from operating activities</b>  |       | <b>33,474</b>                    |
| <b>Cash flows from investing activities:</b>  |       |                                  |
| Purchase of property, plant and equipment, intangible assets and prepayment for assets under construction and equipment |       | (14,898)                         |
| Proceeds from sale of property, plant and equipment   |       | 71                               |
| Loans given   |       | (139)                            |
| Repayment of loans given  |       | 153                              |
| Interest received   |       | 57                               |
| <b>Net cash used in investing activities:</b>   |       | <b>(14,756)</b>                  |
| <b>Cash flows from financing activities:</b>  |       |                                  |
| Proceeds from borrowings  |       | 22,790                           |
| Repayment of borrowings   |       | (26,035)                         |
| Repayment of finance lease liability  |       | (2,658)                          |
| Change in promissory notes  |       | 330                              |
| Acquisition of treasury shares  | 6     | (4,499)                          |
| <b>Net cash used in financing activities</b>  |       | <b>(10,072)</b>                  |
| <b>Net increase in cash and cash equivalents</b>  |       | <b>8,646</b>                     |
| <b>Cash and cash equivalents at the beginning of the period</b>   |       | <b>1,400</b>                     |
| <b>Net increase in cash and cash equivalents</b>  |       | <b>8,646</b>                     |
| <b>Presentation currency adjustment (Note 2)</b>  |       | <b>(254)</b>                     |
| <b>Cash and cash equivalents at the end of the period</b>   |       | <b>9,792</b>                     |

Approved on behalf of the Board of Directors on 29 August 2005

  
M.B. Tavkazakov  
Executive Director

  
D.V. Glavnov  
Finance Director

The accompanying notes are an integral part of the consolidated interim condensed financial information


**OJSC Lebedyansky**  
**Consolidated Interim Condensed Statement of Changes in Shareholders' Equity (UNAUDITED)**  
**for the six months ended 30 June 2005**


(all items are measured in Russian Roubles and presented in thousands of US Dollars (Note2), unless noted otherwise)



|   | Attributable to equity holders of the Company |               |                 |               |                                   |                   | Minority interest | Total equity   |
|---|---|---------------|-----------------|---------------|-----------------------------------|-------------------|-------------------|----------------|
|   | Share capital                                 | Share premium | Treasury shares | Share options | Cumulative translation adjustment | Retained earnings |                   |                |
| <b>Balance at 1 January 2005</b>                              | <b>449</b>                                    | <b>34</b>     | -               | -             | <b>10,350</b>                     | <b>105,997</b>    | <b>2,948</b>      | <b>119,778</b> |
| Effect of adoption of IFRS 3 "Business Combinations" (Note 3) | -   | -             | -               | -             | -                                 | 539               | -                 | 539            |
| <b>Balance at 1 January 2005</b>                              | <b>449</b>                                    | <b>34</b>     | -               | -             | <b>10,350</b>                     | <b>106,536</b>    | <b>2,948</b>      | <b>120,317</b> |
| Profit for the period   | -   | -             | -               | -             | -                                 | 45,557            | 569               | 46,126         |
| Acquisition of treasury shares (Note 6)                       | -   | -             | (4,499)         | -             | -                                 | -                 | -                 | (4,499)        |
| Share-based compensation (Note 7)                             | -   | -             | -               | 248           | -                                 | -                 | -                 | 248            |
| Translation difference (Note 2)                               | (15)  | (1)           | 132             | (6)           | (4,863)                           | -                 | (108)             | (4,861)        |
| <b>Balance at 30 June 2005</b>                                | <b>434</b>                                    | <b>33</b>     | <b>(4,367)</b>  | <b>242</b>    | <b>5,487</b>                      | <b>152,093</b>    | <b>3,409</b>      | <b>157,331</b> |

Approved on behalf of the Board of Directors on 29 August 2005

  
 M.B. Tavkazakov  
 Executive Director

  
 D.V. Glavnov  
 Finance Director

## 1. LEBEDYANSKY GROUP AND ITS OPERATIONS

Open Joint Stock Company Lebedyansky and its subsidiaries (“the Group”) principal activities are production and distribution of juices, juice based drinks and baby food juices and purees. The Group’s juices and juice based drinks are distributed under the brands Ya, Tonus, Fruktovy Sad, Frustail, Privet and Vitamin, baby food juices are distributed under the brands Frutonyanya and Malysham and baby food purees under the brand Frutonyanya. The Group’s manufacturing facilities are primarily based in the Lipetsk region, Russian Federation. The parent company, OJSC Lebedyansky (“the Company” or “Lebedyansky”) was incorporated and domiciled as an open joint stock company in the Russian Federation in 1992. The major shareholders of the Company are N.I. Bortsov and Y.N. Bortsov, who held respectively 30% and 25% shares of the Company at 30 June 2005.

In March 2005 shareholders of the Company placed through an offering to the public under an open subscription 4,061,850 existing ordinary shares (RR 0.01 par value) at RR 1,016 per share. The shares have been admitted to placement and listing on the RTS Stock Exchange (“RTS”) and subsequently on the Moscow Interbank Currency Exchange (“MICEX”).

The principal subsidiaries consolidated within the Group and the degree of control exercised by Lebedyansky are as follows:

| Entity                | Country of Incorporation | Activity           | % share at   |                  |
|-----------------------|--------------------------|--------------------|--------------|------------------|
|                       |                          |                    | 30 June 2005 | 31 December 2004 |
| OJSC Progress         | Russia                   | Juice production   | 75%          | 75%              |
| DP Sandance           | Ukraine                  | Juice distribution | 100%         | 100%             |
| Sandance Kazakhstan   | Kazakhstan               | Juice distribution | 100%         | 100%             |
| CJSC Lebedyansky O.P. | Russia                   | Investing          | 100%         | -                |

At 30 June 2005 the Group employed 4,971 employees (at 31 December 2004: 4,439).

The registered office of the Company is ul. Matrosova 7, Lebedyan, Lipetsk region, Russian Federation.

## 2. BASIS OF PREPARATION OF THE CONSOLIDATED INTERIM CONDENSED FINANCIAL INFORMATION

This consolidated interim condensed financial information has been prepared in accordance with International Accounting Standard (“IAS”) 34 “Interim Financial Reporting”. This consolidated interim condensed financial information should be read together with the consolidated financial statements for the year ended 31 December 2004 prepared in accordance with IFRS.

Group companies, registered on the territory of the Russian Federation, maintain their accounting records in Russian Rouble (“RR”) and prepare their statutory financial information in accordance with the Regulations on Accounting and Reporting of the Russian Federation. This consolidated interim condensed financial information is based on the statutory records, with adjustments and reclassifications recorded for the purpose of proper presentation in accordance with IAS 34.

The functional currency of the Group’s subsidiaries may be either RR or other local currency depending upon the location and nature of the activities of the particular business. In the case of subsidiaries located in other territories, where the functional currency is not RR, the financial information has been measured in local currency and translated into RR at the applicable exchange rates as required by IAS 21 “The Effects of Changes in Foreign Exchange Rates” for inclusion in this consolidated interim condensed financial information.

This consolidated interim condensed financial information has been prepared under the historical cost convention except as disclosed in the accounting policies below. For example, financial assets at fair value through profit and loss are shown at fair value. The preparation of consolidated interim condensed financial information in conformity with IAS 34 requires management to make prudent estimates and assumptions that affect the reported amounts of assets and liabilities at the date of the financial information preparation and the reported amounts of revenues and expenses during the reporting period. Estimates have principally been made in respect to fair values of financial instruments and the provision for impairment of receivables. Actual results could differ from these estimates.



## **2. BASIS OF PREPARATION OF THE CONDENSED CONSOLIDATED INTERIM FINANCIAL INFORMATION (CONTINUED)**

This consolidated interim condensed financial information has been measured in Russian Roubles, that is the currency of the primary economic environment in which the Group operates (the “functional currency”) but has been presented in US dollars (“US\$”) in accordance with pronouncements of IAS 21. Balance sheet items have been translated at the official rate of the Central Bank of the Russian Federation at 30 June 2005 (RR 28.6721 for US\$1) and at 31 December 2004 (RR 27.7487 for US\$1), respectively. Income and expense items have been translated at the exchange rates that approximate the actual exchange rates existing at the dates of the transactions. All exchange differences resulting from the presentation translation have been recognised directly in equity. Management believes that presentation of this condensed consolidated interim financial information in US dollars will be convenient for users of this condensed consolidated interim financial information.

The US\$ amounts should not be construed as a representation that the RR amounts have been or could have been converted to US\$ at this rate.

## **3. SUMMARY OF SIGNIFICANT ACCOUNTING POLICIES**

For preparation of consolidated interim condensed financial information for the six months ended 30 June 2005 the Group followed the same accounting policies as in the consolidated financial statements for the year ended 31 December 2004, except for the changes required by revised International Financial Reporting Standards effected from 1 January 2005.

### **3.1 Adoption of standards**

In 2005 the Group adopted all the applicable IFRS which are relevant to its operations. The opening balances in this consolidated interim condensed financial information have been amended as required, in accordance with the relevant requirements.

IAS 1 (revised 2003) “Presentation of Financial Statements”  
IAS 2 (revised 2003) “Inventories”  
IAS 8 (revised 2003) “Accounting Policies, Changes in Accounting Estimates and Errors”  
IAS 10 (revised 2003) “Events after the Balance Sheet Date”  
IAS 16 (revised 2003) “Property, Plant and Equipment”  
IAS 17 (revised 2003) “Leases”  
IAS 21 (revised 2003) “The Effects of Changes in Foreign Exchange Rates”  
IAS 24 (revised 2003) “Related Party Disclosures”  
IAS 27 (revised 2003) “Consolidated and Separate Financial Statements”  
IAS 32 (revised 2003) “Financial Instruments: Disclosure and Presentation”  
IAS 33 (revised 2003) “Earnings per Share”  
IAS 39 (revised 2003) “Financial Instruments: Recognition and Measurement”  
IFRS 2 (issued 2004) “Share-based Payments”  
IFRS 3 (issued 2004) “Business Combinations”  
IAS 36 (revised 2004) “Impairment of Assets”  
IAS 38 (revised 2004) “Intangible Assets”

All changes in the accounting policies have been made in accordance with the transition provisions in the respective standards.

The adoption of 2003 revisions of IAS 1, 2, 8, 10, 16, 17, 21, 24, 27, 32 and 33 did not result in substantial changes to the Group’s accounting policies. In summary:

- IAS 1 (revised 2003) has affected the presentation of minority interest and other disclosures.
- IAS 2, 8, 10, 16, 17, 27, 28, 32 and 33 had no material effect on the Group’s policies.
- IAS 21 (revised 2003) had no material effect on the Group’s policy. The functional currency of each of the consolidated entities has been re-evaluated based on the guidance to the revised standard.
- IAS 24 (revised 2003) has affected the identification of related parties and some other related-party disclosures.

The adoption of IAS 39 (revised 2004) resulted in reclassification of promissory notes previously classified as available for sale investments to financial assets at fair value through profit and loss.

### **3. SUMMARY OF SIGNIFICANT ACCOUNTING POLICIES (continued)**

#### **3.1 Adoption of standards (continued)**

The adoption of IFRS 3, IAS 36 (revised 2004) and IAS 38 (revised 2004) resulted in a change in the accounting policy for goodwill. Until 31 December 2004, goodwill was:

- Amortised on a straight line basis over ten years; and
- Assessed for an indication of impairment at each balance sheet date.

In accordance with the provisions of IFRS 3:

- The Group ceased amortisation of goodwill from 1 January 2005;
- Accumulated amortisation as at 31 December 2004 has been eliminated with a corresponding decrease in the cost of goodwill;
- From the year ended 31 December 2004 onwards, goodwill is tested annually for impairment, as well as when there are indications of impairment.

The Group has reassessed the useful lives of its intangible assets in accordance with the provisions of IAS 38. No adjustment resulted from this reassessment.

All standards adopted by the Group require retrospective application other than:

- IAS 39 – does not require the classification of financial assets as at ‘fair value through profit or loss’ of previously recognised financial assets;
- IFRS 2 – retrospective application for all equity instruments granted after 7 November 2002 and not vested at 1 January 2005; and
- IFRS 3 – prospectively after 31 March 2004.

The adoption of IFRS 3 resulted in increase in intangible assets and corresponding increase in retained earnings at 31 December 2004 by US\$ 539 (refer to Note 3.4).

#### **3.2 Group accounting**

##### ***Subsidiary undertakings***

Subsidiaries are all entities (including special purpose entities) over which the Group has the power to govern the financial and operating policies generally accompanying a shareholding of more than one half of the voting rights. The existence and effect of potential voting rights that are currently exercisable or convertible are considered when assessing whether the Group controls another entity. Subsidiaries are fully consolidated from the date on which control is transferred to the Group. They are de-consolidated from the date that control ceases.

The purchase method of accounting is used to account for the acquisition of subsidiaries by the Group. The cost of an acquisition is measured as the fair value of the assets given, equity instruments issued and liabilities incurred or assumed at the date of exchange, plus costs directly attributable to the acquisition. Identifiable assets acquired and liabilities and contingent liabilities assumed in a business combination are measured initially at their fair values at the acquisition date, irrespective of the extent of any minority interest. The excess of the cost of acquisition over the fair value of the Group’s share of the identifiable net assets acquired is recorded as goodwill. If the cost of acquisition is less than the fair value of the net assets of the subsidiary acquired, the difference is recognised directly in the income statement.

Inter-company transactions, balances and unrealised gains on transactions between group companies are eliminated. Unrealised losses are also eliminated unless the transaction provides evidence of an impairment of the asset transferred. Accounting policies of subsidiaries have been changed where necessary to ensure consistency with the policies adopted by the Group.

### **3. SUMMARY OF SIGNIFICANT ACCOUNTING POLICIES (continued)**

#### **3.3 Inventories**

Inventories are recorded at the lower of cost and net realisable value. Cost of inventory is determined on the weighted average basis. The cost of finished goods and work in progress comprises raw material, direct labour, other direct costs and related production overhead (based on normal operating capacity) but excludes borrowing costs. Net realisable value is the estimated selling price in the ordinary course of business, less the cost of completion and selling expenses.

#### **3.4 Intangible assets**

##### *Goodwill*

Goodwill represents the excess of the cost of an acquisition over the fair value of the Group's share of the net assets of the acquired subsidiary at the date of acquisition. Goodwill on the acquisition of subsidiaries is included in intangible assets.

The Group applied the transitional rules of IFRS 3 "Business combinations" in respect of goodwill and negative goodwill arising from business combinations for which the agreement date was before 31 March 2004. Consequently, beginning 1 January 2005, previously recognized goodwill is no longer amortized and is tested for impairment in accordance with IAS 36 "Impairment of assets"; previously recognized on the balance sheet excess of the fair value of the net assets of the subsidiary acquired over the cost of acquisition was derecognized, with a corresponding adjustment to the opening balance of retained earnings (refer to Note 3.1).

Goodwill arising from business combinations for which the agreement date is on or after 31 March 2004 is tested annually for impairment and carried at cost less accumulated impairment losses. Gains and losses on the disposal of the subsidiary include the carrying value of goodwill related to the subsidiary sold.

#### **3.5 Borrowings**

Borrowings are recognised initially at the fair value of the proceeds received (which is determined using the prevailing market rate of interest for a similar instrument, if significantly different from the transaction price), net of transaction costs incurred. In subsequent periods, borrowings are stated at amortised cost using the effective yield method; any difference between fair value of the proceeds (net of transaction costs) and the redemption amount is recognised as interest expense over the period of the borrowings.

#### **3.6 Segment reporting**

In the context of IAS 14 "Segment reporting" the Group has one reportable business and geographical segment.

### 3. SUMMARY OF SIGNIFICANT ACCOUNTING POLICIES (continued)

#### 3.7 Foreign currency transactions

Monetary assets and liabilities, which are held by Group entities and denominated in foreign currencies at 30 June 2005, are translated into the RR at the exchange rate prevailing at that date. Foreign currency transactions are accounted for at the exchange rate prevailing at the date of the transaction. Gains and losses resulting from the settlement of such transactions and from the translation of monetary assets and liabilities denominated in foreign currency are recognised in the statement of income.

The official rate of exchange, as determined by the Central Bank of the Russian Federation, was US dollar (US\$) 1=RR 28.6721 at 30 June 2005 and US\$1= 27.7487 at 31 December 2004. Exchange restrictions and currency controls exist relating to converting the RR into other currencies. The RR is not freely convertible in most countries outside of the Russian Federation.

#### 3.8 Shareholders' equity

##### *Share capital*

Ordinary shares are classified as equity. External costs directly attributable to the issue of new shares, other than on a business combination, are shown as a deduction in equity from the proceeds. Any excess of the fair value of consideration received over the par value of shares issued is recognised as a share premium.

##### *Treasury shares*

Where the Company or its subsidiaries purchases the Company's equity share capital, the consideration paid including any attributable transaction costs net of income taxes is deducted from total shareholders' equity as treasury shares until they are cancelled or reissued. Where such shares are subsequently sold or reissued, any consideration received is included in shareholders' equity.

#### 3.9 Employee benefits

##### *Share-based compensation*

The Group operates an equity-settled, share-based compensation plan with a liability element. The fair value of the employee services received in exchange for the grant of the options is recognised as an expense. The total amount to be expensed over the vesting period is determined by reference to the fair value of the options granted determined at the grant date, excluding the impact of any non-market vesting conditions. Non-market vesting conditions are included in assumptions about the number of options that are expected to become exercisable. At each balance sheet date, the Group revises its estimates of the number of options that are expected to become exercisable. It recognises the impact of the revision of original estimates, if any, in the income statement, and a corresponding adjustment to equity.

The proceeds received net of any directly attributable transaction costs are credited to share capital (nominal value) and share premium when the options are exercised.

### 4. INVENTORIES

Inventories comprise the following:

|                             | <b>30 June 2005</b> | <b>31 December 2004</b> |
|-----------------------------|---------------------|-------------------------|
| Raw materials               | 27,922              | 26,803                  |
| Work in progress            | 685                 | 3,281                   |
| Finished products           | 14,754              | 12,159                  |
| Less obsolescence provision | (188)               | (156)                   |
|                             | <b>43,173</b>       | <b>42,087</b>           |

The Group also pledged inventories with carrying value of US\$ 2,340 and US\$ 2,418 in its statutory financial (accounting) reports at 30 June 2005 and 31 December 2004 for bank loans raised by LLC Pervomayskoe (Note 13).

## 5. BORROWINGS

Borrowings by principal lender and period to maturity may be analysed as follows:

|  | <b>30 June 2005</b> | <b>31 December 2004</b> |
|--|---------------------|-------------------------|
| <b>Short-term borrowings</b>               |                     |                         |
| Current portion of loan from BCEN-Eurobank | 1,773               | 1,656                   |
| Loan from Lipetsk regional government      | 3                   | 3                       |
| Loan from Alfa Bank                        | -                   | 4,126                   |
| Loan from Sberbank                         | -                   | 190                     |
| <b>Total short-term borrowings</b>         | <b>1,776</b>        | <b>5,975</b>            |
| <b>Long-term borrowings</b>                |                     |                         |
| Loan from BCEN-Eurobank                    | 7,012               | 7,160                   |
| <b>Total long-term borrowings</b>          | <b>7,012</b>        | <b>7,160</b>            |

The loan obtained from Sberbank in 2004 was denominated in RR, non-secured and bore interest at the rate of 13% per annum. The loan was repaid in January 2005. Under a special government program two-thirds of the interest rate was compensated by Lipetsk regional government as the loan was used to purchase agriculture products.

The credit line opened with Alfa Bank in 2004 was denominated in RR, non-secured and bore interest at the rate of 10% per annum. The loan was repaid in April 2005.

The loan obtained from Lipetsk regional government in 2002 was denominated in RR, non-secured and interest free.

The loan obtained from BCEN-Eurobank in 2004 is denominated in Euro, unsecured and bore interest at the rate of three months EURIBOR plus 1% per annum with maturity date March 2010. In 2005 the Group obtained another loan from BCEN-Eurobank. It was denominated in Euro, unsecured and bore interest at the rate of three months EURIBOR plus 1% per annum with maturity date June 2011. Under the terms of the agreement the loans were used for acquisition of juice and mineral water bottling production equipment. The loan outstanding at 30 June 2005 amounted to US\$ 8,785.

Repayment schedule of these loans is as follows:

|              | <b>30 June 2005</b> | <b>31 December 2004</b> |
|--------------|---------------------|-------------------------|
| 1 to 2 years | 1,773               | 1,656                   |
| 2 to 3 years | 1,773               | 1,656                   |
| 3 to 4 years | 1,773               | 1,656                   |
| 4 to 5 years | 1,403               | 1,656                   |
| Over 5 years | 290                 | 536                     |
|              | <b>7,012</b>        | <b>7,160</b>            |

Management believes that the fair value of these borrowings is not materially different from their carrying amounts.

## 6. SHAREHOLDERS' EQUITY

The issued share capital value was US\$ 449 at 30 June 2005 (nominal value was RR 204,112). The authorized and issued number of ordinary shares was 20,411,300 at 30 June 2005 and 31 December 2004 with a nominal value per share of RR 0.01. All the shares were fully paid up at 31 December 2004 and 30 June 2005.

In March 2005 shareholders of the Company placed through an offering to the public under an open subscription 4,061,850 existing ordinary shares (RR 0.01 par value) at RR 1,016 per share. The shares have been admitted to placement and listing on the RTS Stock Exchange ("RTS") and subsequently on the Moscow Interbank Currency Exchange ("MICEX").

In April 2005 the Group acquired from one of the Company's shareholders 122,468 ordinary shares of Lebedyansky for US\$ 4,499 at RR 1,022.47 per share (market price at the date of agreement was RR 1,092 per share). The Company reserved these treasury shares for a share option program for senior management (Note 7).

The statutory accounting reports of the Company are the basis for profit distribution and other appropriations. Russian legislation identifies the basis of distribution as the net profit. For the six months ended 30 June 2005 net statutory profit for the Company as reported in the statutory accounting reports was US\$ 44,209 at average exchange rate of RR 27.96 per US\$. However, this legislation and other statutory laws and regulations dealing with the distribution rights are open to legal interpretation and accordingly management believes at present it would not be appropriate to disclose an amount for the distributable reserves in this condensed consolidated interim financial information.

## 7. SHARE-BASED COMPENSATION

In March 2005 the Group granted senior management options to acquire in total 76,000 of the Company's ordinary shares at par value of RR 0.01. The options are exercisable after the Company publishes its financial results for the fourth quarter of 2007 (vesting date), subject to certain conditions, including remaining in employment in the Group by the vesting date and achievement of a targeted market capitalization. The number of vesting options is adjustable upon achievement of targeted market capitalization at the vesting date and this was considered in determining option values at the grant date. The holders of the options are allowed to exercise options before vesting date, in the event that present shareholders cease control over the Company. In case of death of the holder of the options the Group must repurchase the options at a price calculated based on a special formula, linked to EBITDA and long-term liabilities. The amount of the Company's shares granted under this option program should not exceed 122,468.

At 30 June 2005 the Group had 76,000 outstanding options with exercise price of RR 0.01 per share. The vesting and expiry date of outstanding options is publication of the Group's financial results for the fourth quarter of 2007, which is expected to be in the first half of 2008.

The fair value of options granted during the six months ended 30 June 2005 determined using the Black-Scholes valuation model adjusted for probability of achievement of a targeted market capitalization was US\$ 2,987. The significant inputs into the model were share price of US\$ 39.30, at the grant date, exercise price shown above, standard deviation of expected share price returns of 19%, option life disclosed above, an annual risk-free interest rate of 4.66%. Historical 3-year volatility of Russian stock exchange index adjusted for the Company's beta was used as a proxy for the expected volatility of the share price. In the six months ended 30 June 2005 the Group recognized an expense in the amount of US\$ 248.

## 8. EARNINGS PER SHARE

### Basic

Basic earnings per share is calculated by dividing the net income attributable to participating shareholders by the weighted average number of ordinary shares in issue during the period. The weighted average number of ordinary shares for the six months ended 30 June 2005 was adjusted for the effect of treasury shares acquired by the Group in April 2005.

|   | <b>For the six months ended<br/>30 June 2005</b> |
|---|--|
| Weighted average number of ordinary shares in issue                     | 20,411,300                                       |
| Adjustment for weighted average number of treasury shares acquired      | (61,234)   |
| Weighted average number of ordinary shares outstanding                  | 20,350,066                                       |
| Profit for the period attributable to the equity holders of the Company | 45,557   |
| <b>Basic earnings per share</b>   | <b>US\$ 2.24</b>                                 |

**8. EARNINGS PER SHARE (CONTINUED)***Diluted*

Diluted earnings per share is calculated adjusting the weighted average number of ordinary shares outstanding to assume conversion of dilutive potential ordinary shares under the share based compensation program (Note 7). For the share options used in the share based compensation program a calculation is done to determine the number of shares that could have been issued at 30 June 2005 if this date was the vesting date.

|   | <b>For the six months ended<br/>30 June 2005</b> |
|---|--|
| Weighted average number of ordinary shares in issue                     | 20,411,300                                       |
| Adjustment for weighted average number of treasury shares acquired      | (61,234)   |
| Weighted average number of ordinary shares outstanding                  | <u>20,350,066</u>                                |
| Adjustment for weighted average number of share options                 | 2,137  |
| Weighted average number of ordinary shares outstanding                  | <u>20,374,766</u>                                |
| Profit for the period attributable to the equity holders of the Company | 45,557   |
| <b>Diluted earnings per share</b>                                       | <b><u>US\$ 2.24</u></b>                          |

**9. COST OF SALES**

The components of cost of sales were as follows:

|                               | <b>For the six months ended<br/>30 June 2005</b> |
|-------------------------------|--|
| Materials and components used | 133,981  |
| Labour costs                  | 4,925  |
| Production overheads          | 4,034  |
| Depreciation                  | 4,359  |
|                               | <u><b>147,299</b></u>                            |

**10. SELLING AND DISTRIBUTION COSTS**

Selling and distribution costs comprise:

|                | <b>For the six months ended<br/>30 June 2005</b> |
|----------------|--|
| Transportation | 11,698   |
| Advertising    | 11,411   |
| Labour costs   | 10,242   |
| Warehousing    | 4,208  |
| Other          | 1,619  |
|                | <u><b>39,178</b></u>                             |

## 11. GENERAL AND ADMINISTRATIVE EXPENSES

General and administrative expenses comprise:

|   | <b>For the six months ended<br/>30 June 2005</b> |
|---|--|
| Labour costs (including expense on option program in the amount of US\$ 248 – refer Note 7) | 5,879  |
| Depreciation and amortisation   | 1,297  |
| Taxes (mainly property tax)   | 254  |
| Provision for impairment of receivables   | 413  |
| Other   | 4,950  |
|   | <b>12,793</b>                                    |

## 12. FINANCE INCOME/(EXPENSES)

The components of finance income and expenses were as follows:

|   | <b>For the six months ended<br/>30 June 2005</b> |
|---|--|
| Interest income on originated loans and bank deposits | 64   |
| Interest expense on bank loans                        | (240)  |
| Finance lease charge                                  | (269)  |
| Net foreign exchange gain                             | 1,014  |
|   | <b>569</b>                                       |

## 13. BALANCES AND TRANSACTIONS WITH RELATED PARTIES

For the purposes of this condensed consolidated interim financial information in considering each possible related party relationship, attention is directed to the substance of the relationship, not merely the legal form.

Related parties may enter into transactions which unrelated parties might not, and transactions between related parties may not be effected on the same terms, conditions and amounts as transactions between unrelated parties.

The nature of the related party relationships for those related parties with whom the Group entered into significant transactions or had significant balances outstanding at 30 June 2005 and 31 December 2004 are detailed below.

### i LLC Pervomayskoe

LLC Pervomayskoe is a company controlled by one of the Group's major shareholders (Note 1). The Group purchased fruits and other materials from OOO Pervomayskoe in the amount of US\$ 30 for the six months ended 30 June 2005.

The Group sold to LLC Pervomayskoe equipment and semi-finished products in the amount of US\$ 30 for the six months ended 30 June 2005. Receivable from LLC Pervomayskoe were US\$ 646 and US\$ 639 at 30 June and at 31 December 2004, respectively.

Before 2005 the Group had acquired promissory notes of LLC Pervomayskoe at par value. The notes are interest free and payable upon demand. The Group held US\$ 1,318 and US\$ 1,362 of promissory notes issued by LLC Pervomayskoe at 30 June 2005 and at 31 December 2004 respectively. At 30 June 2005 and 31 December 2004 management recognised impairment provision in the full amount against promissory notes of LLC Pervomayskoe.

The Group also pledged inventories with carrying value US\$ 2,340 and US\$ 2,418 at 30 June and at 31 December 2004 for bank loans raised by LLC Pervomayskoe (Note 4).



### **13. BALANCES AND TRANSACTIONS WITH RELATED PARTIES (CONTINUED)**

#### **ii LLC Orisfey**

LLC Orisfey is a company engaged in the production and sale of low alcoholic cocktails and is controlled by one of the Group's major shareholders (Note 1).

In April 2004 the Group and LLC Orisfey entered into a licensing agreement, pursuant to which LLC Orisfey acquired the right to use the Company's registered trademark "Trex Trax" for a period of two years for its products. The amount payable to the Company under the licensing agreement is RUR 10,000 per year.

In 2004 the Group provided LLC Orisfey with a RR denominated loan in the amount US\$ 6,135 for the acquisition of equipment and maintaining working capital. In the six months ended 30 June 2005 an addition loan of US\$ 107 was provided to LLC Orisfey by the Group. The loan bears interest of 2% per annum and is payable 31 December 2005. LLC Orisfey repaid US\$ 139 of the loan in the six months ended 30 June 2005. The amount of loan principle due from LLC Orisfey was US\$ 5,340 and US\$ 5,552 at 30 June 2005 and at 31 December 2004 respectively. Management recognised an impairment provision against the full amount of the loan outstanding at 30 June 2005 and at 31 December 2004.

In 2004 the Group incurred advertising and marketing expenses in the amount of US\$ 1,344 on behalf of LLC Orisfey and recharged these expenses to LLC Orisfey at cost. At 30 June 2005 and at 31 December 2004 US\$ 1,132 and US\$ 1,344 was due from LLC Orisfey. The amount is included in advances to suppliers and other receivables balance. Management recognised an impairment provision in the amount of US\$ 132 and US\$ 109 at 30 June 2005 and 31 December 2004 against this receivable.

The Group rendered to LLC Orisfey services in the amount of US\$ 29 for the six months ended 30 June 2005. Receivable from LLC Orisfey was US\$ 12 and US\$ 77 at 30 June 2005 and at 31 December 2004.

In the six months ended 30 June 2005 the Group purchased fixed assets and finished goods from LLC Orisfey in the amount of US\$ 117. Payable to LLC Orisfey were US\$ 66 and US\$ nil at 30 June 2005 and at 31 December 2004 respectively.

#### **iii LLC Pharma Trade**

LLC Pharma Trade is a company owned by LLC Orisfey and is engaged in the production and sale of oxygenated cocktails. In the six months ended 30 June 2005 the Group acquired RR denominated, interest free and payable upon demand promissory notes of LLC Pharma Trade at par value US\$ 541. The Group had receivable for the promissory notes from LLC Pharma Trade amounting to US\$ 338 and US\$ 541 at 30 June 2005 and at 31 December 2004 respectively.

The Group purchased oxygenated cocktails from LLC Pharma Trade in the amount of US\$ 146 for the six months ended 30 June 2005. In the six months ended 30 June 2005 the Group used promissory notes of LLC Pharma Trade to settle the liability for the oxygenated cocktails in the amount of US\$ 203. The Group had trade payable to LLC Pharma Trade amounting to US\$ 34 and US\$ 49 at 30 June 2005 and at 31 December 2004.

#### **iv LLC Assol**

LLC Assol is a company controlled by certain of the Group shareholders and engaged in supply to the Group of granulated sugar and corrugated cardboard products.

In the six months ended 30 June 2005 the Group has purchased from LLC Assol 14,920 thousand kg sugar in the amount of US\$ 7,604, packaging materials in the amount of US\$ 4,233, other materials in the amount of US\$ 163 and services in the amount of US\$ 87.

The Group's accounts receivable from LLC Assol were US\$ 1 and US\$ 2 at 30 June 2005 and at 31 December 2004. The Group's accounts payable to LLC Assol were US\$ 1,507 and US\$ 1,437 at 30 June 2005 and at 31 December 2004.

### **13. BALANCES AND TRANSACTIONS WITH RELATED PARTIES (CONTINUED)**

#### **v Transactions with shareholders**

In April 2005 the Group acquired from one of the Company's major (Note 1) shareholders 122,468 ordinary shares of Lebedyansky for US\$ 4,499 at RR 1,022.47 per share (market price at the date of agreement was RR 1,092 per share). The Company reserved these treasury shares for a share option program for senior management (Note 7).

In the six months ended 30 June 2005 the Group sold to one of the shareholders a snow removal vehicle for US\$ 2. The amount receivable at 30 June 2005 was US\$ 2.

#### **vi Key management personnel compensation**

Compensation paid to directors for their services in full or part time executive management positions is made up of a contractual salary and a discretionary bonus depending on operating results. Discretionary bonuses are payable to directors, which are approved by the shareholders, provided the Group has profit for the period.

Total compensation of key management personnel including discretionary bonuses recorded in general and administrative expenses in the condensed consolidated interim statement of income amounted to US\$ 1,438 for the six months ended 30 June 2005. The amount includes short term benefits in the amount of US\$ 1,190 and expense on option program in the amount of US\$ 248.

### **14. PROPERTY, PLANT AND EQUIPMENT**

In the six months ended 30 June 2005 the Group acquired US\$ 12,490 of property, plant and equipment and sold property plant and equipment with gross book value of US\$ 466 with accumulated depreciation of US\$ 356.

### **15. CONTINGENCIES, COMMITMENTS AND OPERATING RISKS**

#### **i Contractual commitments and guarantees and acquisition of property, plant and equipment**

The Group had contractual commitments for the purchase of property, plant and equipment from third parties for US\$ 23,924 and US\$ 17,211 at 30 June 2005 and at 31 December 2004.

#### **ii Taxation**

Russian tax, currency and customs legislation is subject to varying interpretations, and changes, which can occur frequently. Management's interpretation of such legislation as applied to the transactions and activity of the Group may be challenged by the relevant regional and federal authorities. Recent events within the Russian Federation suggest that the tax authorities may be taking a more assertive position in their interpretation of the legislation and assessments, and it is possible that transactions and activities that have not been challenged in the past may be challenged. As a result, significant additional taxes, penalties and interest may be assessed. Fiscal periods remain open to review by the authorities in respect of taxes for three calendar years preceding the year of review. Under certain circumstances reviews may cover longer periods.

At 30 June 2005 management believes that its interpretation of the relevant legislation is appropriate and the Group's tax, currency and customs positions will be sustained. Where management believes it is probable that a position cannot be sustained, an appropriate amount has been accrued for in this condensed consolidated interim financial information.

#### **iii Insurance policies**

The Group holds no insurance policies in relation to its assets or operations, or in respect of public liability or other insurable risks, with the exception of insurance policies covering equipment leased under finance lease agreements and motor vehicles.

## **15. CONTINGENCIES, COMMITMENTS AND OPERATING RISKS (CONTINUED)**

### **iv Environmental matters**

The enforcement of environmental regulation in Russian Federation is evolving and the enforcement posture of government authorities is continually being reconsidered. The Group periodically evaluates its obligations under environmental regulations. As obligations are determined, they are recognised immediately. Potential liabilities, which might arise as a result of changes in existing regulations, civil litigation or legislation, cannot be estimated but could be material. In the current enforcement climate under existing legislation, management believes that there are no significant liabilities for environmental damage.

### **v Legal proceedings**

During the year, the Group was involved in a number of court proceedings arising in the ordinary course of business. In the opinion of management, there are no current legal proceedings or other claims outstanding, which could have a material effect on the result of operations or financial position of the Group and which have not been accrued or disclosed in this condensed consolidated interim financial information.

### **vi Operating environment of the Group**

The Russian Federation continues to display some characteristics of an emerging market. These characteristics include, but are not limited to, the existence of a currency that is not freely convertible in most countries outside of the Russian Federation, restrictive currency controls, and relatively high inflation. The tax, currency and customs legislation within the Russian Federation is subject to varying interpretations, and changes, which can occur frequently.

Whilst there have been improvements in the economic trends, the future economic direction of the Russian Federation is largely dependent upon the effectiveness of economic, financial and monetary measures undertaken by the government, together with tax, legal, regulatory, and political developments.

## **16. FINANCIAL RISKS**

### **i Credit risk**

Financial assets, which potentially subject Group entities to credit risk, consist principally of trade receivables, available for sale investments and originated loans. The Group has policies in place to ensure that sales of products and services are made to customers with an appropriate credit history. The carrying amount of accounts receivable (net of provision for impairment of receivables), originated loans and available for sale investments represents the maximum amount exposed to credit risk. The Group has no significant concentrations of credit risk. Although collection of receivables could be influenced by economic factors, management believes that there is no significant risk of loss to the Group beyond the provision already recorded. Cash is placed in financial institutions, which are considered at time of deposit to have minimal risk of default.

### **ii Foreign exchange risk**

The Group consumes materials with US\$ and Euro denominated prices and exports products to CIS countries (Ukraine, Kazakhstan) and thus exposed to foreign exchange risk. Foreign currency denominated assets and liabilities give rise to foreign exchange exposure. The Group's finance leases are denominated in US\$ and Euro. The Group does not have formal arrangements to mitigate foreign exchange risks of the Group's operations.

### **iii Interest rate risk**

The Group is exposed to interest rate risk through fluctuations of market interest rates (EURIBOR, LIBOR) to which interest-bearing long-term borrowings (Note 5) and finance lease liabilities are linked. The interest rates on short-term borrowings are fixed, these are disclosed in Note 5. The Group has no significant interest-bearing assets.

### **iv Fair values**

In assessing the fair value of non-traded financial instruments the Group uses a variety of methods including estimated discounted value of future cash flows, and makes assumptions that are based on market conditions existing at each balance sheet date.